




**ROLLER TRACK SYSTEM**

**PARTS MANUAL**



**Sold and Serviced by:**

**LOADING  
AUTOMATION, INC.  
WILMINGTON, NC  
(910) 791-2125  
FAX (910) 452-3889  
800-264-3184**



**LOADING AUTOMATION, INC.**  
**Automated Shipping and Receiving Systems**  
[www.Loading-Automation.com](http://www.Loading-Automation.com)

**LOADING AUTOMATION, INC is proud to announce they are now the exclusive suppliers of the Hydraroll roller track and power systems throughout North America.**



The Hydraroll product line has long been associated with quality and reliability in the material handling industry. Specializing in the air cargo, automotive, food and beverage, and other palletized product lines, their products will be an asset to the already impressive line of material handling systems available through Loading Automation, Inc.

Please contact us today and allow us to show you how we can help you with your material handling.

Sincerely,

*William M. Witwer*

William M. Witwer  
Director of Sales  
Loading Automation, Inc.  
[BillWitwer@Loading-Automation.com](mailto:BillWitwer@Loading-Automation.com)

My office phone & fax number: 610-777-1516

Please visit our web-site at: [www.Loading-Automation.com](http://www.Loading-Automation.com)

**P.O. BOX 4820, WILMINGTON, NC 28406**  
**Tel. 910-791-2125 Fax. 910-452-3889**

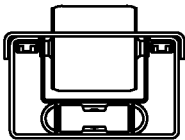
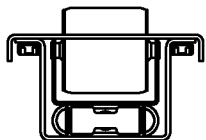
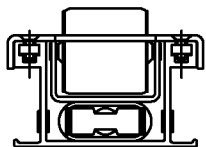
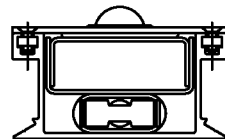
# ROLLER TRACK SYSTEMS

## TABLE OF CONTENTS:

<b><u>*DESCRIPTION</u></b>	<b><u>*PAGE NUMBER</u></b>
<b>MARK 4 ROLLER TRACK SYSTEMS</b>	<b>6</b>
<b>-SERIES 3 (FLDTP)</b>	<b>7</b>
<b>-SERIES 4W (FLDTP)</b>	<b>17</b>
<b>-SERIES 4 (FLDTP)</b>	<b>22</b>
<b>-SERIES 4 (HDTP)</b>	<b>27</b>
<b>-SERIES 5 (QRTP)</b>	<b>32</b>
<b>-SERIES 5W (QRTP)</b>	<b>41</b>
 <b>COMMON COMPONENTS</b>	 <b>47</b>
 <b>OPERATION &amp; MAINTENANCE</b>	 <b>67</b>



**\*TO VIEW A SPECIFIC TYPE OF ROLLER TRACK SYSTEM, CLICK ON THE DESCRIPTION OR PAGE NUMBER OF THE RESPECTIVE ROLLER TRACK SYSTEM.**

\*PLEASE CLICK ON THE PICTURE ICONS TO VIEW ROLLER TRACK SYSTEMS

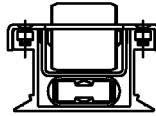
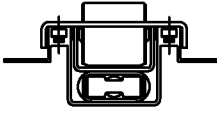
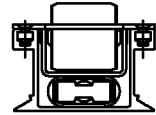
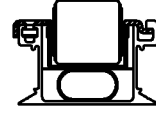
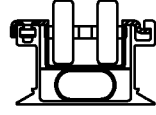
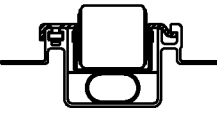
	MARK 4	MARK 15	MARK 20
SERIES 1	 <p>ROLLER WIDTH: 2" MAIN CHANNEL: STEEL TOP FLANGES BENT IN TOP PLATE WIDTH: 4 1/4"</p>		
SERIES 2	 <p>ROLLER WIDTH: 2" MAIN CHANNEL: STEEL TOP FLANGES BENT OUT TOP PLATE WIDTH: 4 11/16"</p>		
SERIES 3	 <p>ROLLER WIDTH: 2" MAIN CHANNEL: ALUMINUM TOP PLATE WIDTH: 4 11/16"</p>	 <p>ROLLER BALL DIA.: 1.25" MAIN CHANNEL: ALUMINUM TOP PLATE WIDTH: 5 5/16"</p>	

\*SOME OLDER ROLLER TRACK SYSTEM TYPES ARE NOT SHOWN IN THIS MANUAL. IF YOUR ROLLER TRACK SYSTEM TYPE IS NOT SHOWN IN THIS MANUAL, PLEASE CONTACT LOADING AUTOMATION BY PHONE, FAX, OR E-MAIL.

SERIES 1: PRE 1984 PRODUCTION  
SERIES 2: 1984-1986 PRODUCTION  
SERIES 3: 1986-1995 PRODUCTION  
SERIES 4: 1995-1999 PRODUCTION  
SERIES 5: 1999-PRESENT PRODUCTION  
SEE DRAWING RA0000135B FOR SERIES 4 AND 5



QAD DWG FILE NAME RA000135A-LAI		E.C.N.	LTR	DESCRIPTION OF CHANGE	DATE	BY	CHK'D
TOLERANCES UNLESS OTHERWISE SPECIFIED  .XX ± .XXX ± ANGLES ±		DISTRIBUTED BY:  LOADING AUTOMATION, INC. 3310 ENTERPRISE DR. WILMINGTON, NC 28405 TEL. 910-791-2125 FAX. 910-452-3889			USE ONLY GENUINE HYDRAROLL PARTS 		
		SCALE: NTS DATE: 8/14/03		APPROVED BY: E.C.N. 		DRAWN BY: CJD 	
DO NOT SCALE DRAWING		TRACK REFERENCE GUIDE; SERIES 1, 2, & 3					DRAWING NUMBER RA000135A

\*PLEASE CLICK ON THE PICTURE ICONS TO VIEW ROLLER TRACK SYSTEMS

	MARK 4	MARK 15	MARK 20
SERIES 4 FLD/TP	 <p>ROLLER WIDTH: 2" MAIN CHANNEL: ALUMINUM TOP PLATE WIDTH: 4 11/16"</p>		
SERIES 4W	 <p>ROLLER WIDTH: 2" MAIN CHANNEL: ALUMINUM TOP PLATE WIDTH: 4 11/16"</p>		
SERIES 4 HD/TP	 <p>ROLLER WIDTH: 2" MAIN CHANNEL: ALUMINUM TOP PLATE WIDTH: 4 5/16"</p>		
SERIES 5 QRT/TP	 <p>ROLLER WIDTH: 2" MAIN CHANNEL: ALUMINUM TOP PLATE WIDTH: 4 5/16"</p>		 <p>ROLLER WIDTH: 2" MAIN CHANNEL: ALUMINUM TOP PLATE WIDTH: 4 3/8"</p>
SERIES 5W	 <p>ROLLER WIDTH: 2" MAIN CHANNEL: ALUMINUM TOP PLATE WIDTH: 4 5/16"</p>		


\*SOME OLDER ROLLER TRACK SYSTEM TYPES ARE NOT SHOWN IN THIS MANUAL. IF YOUR ROLLER TRACK SYSTEM TYPE IS NOT SHOWN IN THIS MANUAL, PLEASE CONTACT LOADING AUTOMATION BY PHONE, FAX, OR E-MAIL.

SERIES 1: PRE 1984 PRODUCTION  
SERIES 2: 1984-1986 PRODUCTION  
SERIES 3: 1986-1995 PRODUCTION  
SERIES 4: 1995-1999 PRODUCTION  
SERIES 5: 1999-PRESENT PRODUCTION  
SEE DRAWING RA0000135A FOR SERIES 1, 2 AND 3

OLD DWG FILE NAME RA000135B-LAI		E.C.N.   LTR	DESCRIPTION OF CHANGE	DATE   BY   CHK'D
TOLERANCES UNLESS OTHERWISE SPECIFIED		DISTRIBUTED BY:  LOADING AUTOMATION, INC. 3310 ENTERPRISE DR. WILMINGTON, NC 28405 TEL. 910-791-2125 FAX. 910-452-3889		USE ONLY GENUINE HYDRAROLL PARTS 
.XX ± .XXX ± ANGLES ±		SOLID NTS DATE 8/14/03		APPROVED BY: E.C.N. DRAWN BY CJD ISSUED
DO NOT SCALE DRAWING		TRACK REFERENCE GUIDE; S4 & S5 DRAWING NUMBER RA000135B		



## **MARK 4 ROLLER TRACK SYSTEMS**




**Sold and Serviced by:**

**LOADING  
AUTOMATION, INC.  
WILMINGTON, NC  
(910) 791-2125  
FAX (910) 452-3889  
800-264-3184**



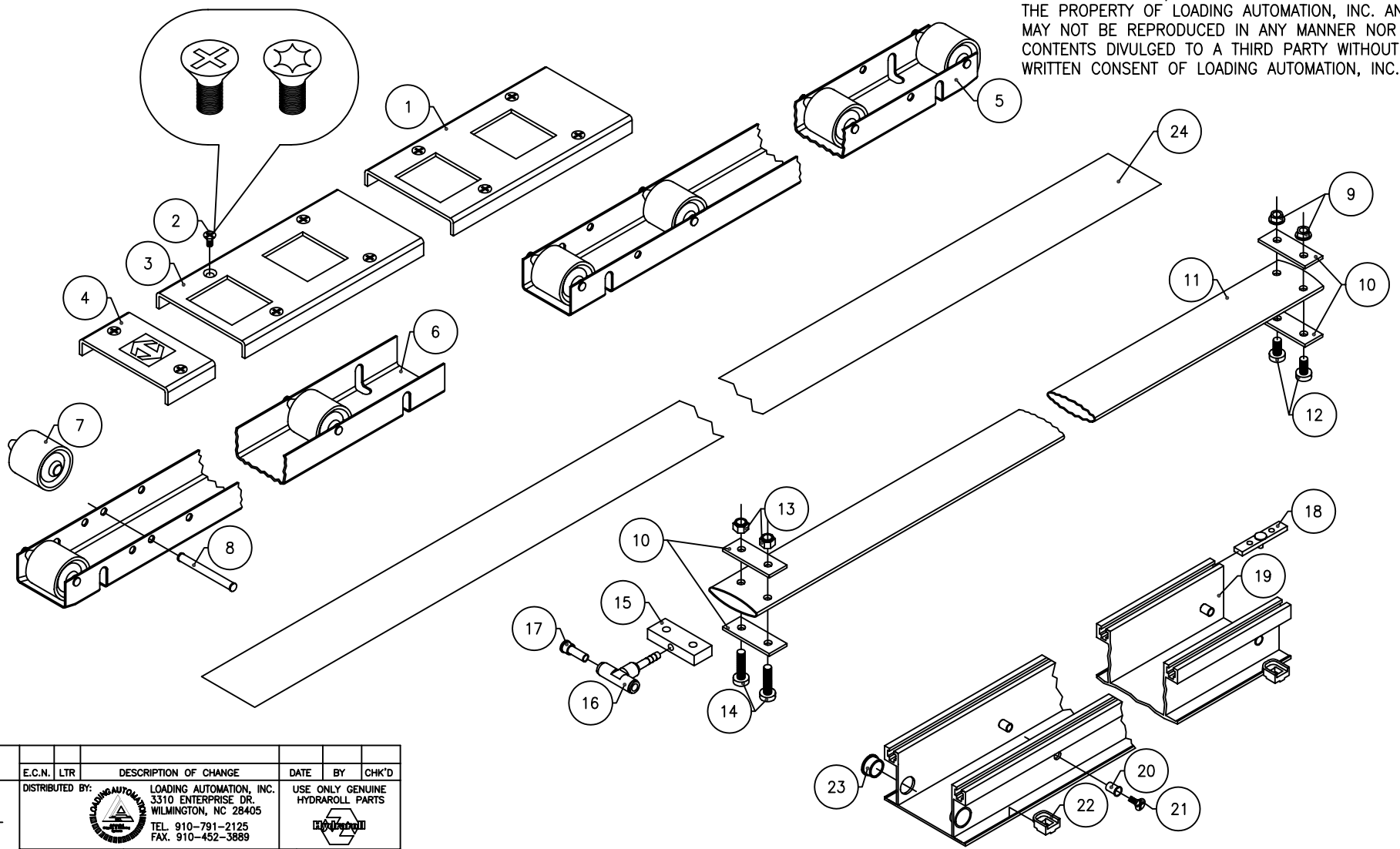
*MARK 4, SERIES 3 w/  
FOLDED TOP PLATES*






**Sold and Serviced by:**

**LOADING  
AUTOMATION, INC.  
WILMINGTON, NC  
(910) 791-2125  
FAX (910) 452-3889  
800-284-3184**

THIS DRAWING AND/OR ITS SPECIFICATIONS ARE THE PROPERTY OF LOADING AUTOMATION, INC. AND MAY NOT BE REPRODUCED IN ANY MANNER NOR THE CONTENTS DIVULGED TO A THIRD PARTY WITHOUT THE WRITTEN CONSENT OF LOADING AUTOMATION, INC.






CAD DWG FILE NAME										
E.C.N.		LTR		DESCRIPTION OF CHANGE			DATE		BY	CHK'D
DISTRIBUTED BY:					LOADING AUTOMATION, INC. 3310 ENTERPRISE DR. WILMINGTON, NC 28405 TEL. 910-791-2125 FAX. 910-452-3889			USE ONLY GENUINE HYDRAROLL PARTS		
<u>TOLERANCES UNLESS OTHERWISE SPECIFIED</u>										
.XX ±		SCALE: NTS			APPROVED BY:			DRAWN BY: 		
.XXX ±		DATE: 9/12/05			E.C.N.:			ISSUED		
ANGLES ±		MARK 4 SERIES 3; STD FLD TP; 1986-1995								
DO NOT SCALE DRAWING							DRAWING NUMBER MR000014			


TOLERANCES  
UNLESS OTHERWISE  
SPECIFIED


.XX ±  
.XXX ±  
ANGLES ±





ITEM NUMBER	DESCRIPTION	PART NUMBER	NUMBER REQUIRED																																																
1A	TOP PLATE; MARK 4, SERIES 3; FRONT (CLAMP); FOLDED 4 5/8" W x 64" L; 6" PITCH (11 ROLLERS)	741007	1																																																
1B	TOP PLATE; MARK 4, SERIES 3; FRONT (CLAMP); FOLDED 4 5/8" W x 64" L; 4" PITCH (16 ROLLERS)	741015	1																																																
2	TOP PLATE SCREW; 6mm x 16mm SUPRADRIVE (PHILLIPS)	943002	26																																																
2	TOP PLATE SCREW; 6mm x 16mm TORX DRIVE (T30)	943003	26																																																
3	TOP PLATE; MARK 4, SERIES 3; REAR (INLET); FOLDED 4 5/8" W x 59 1/2" L; 6" PITCH (10 ROLLERS)	741006	1																																																
3	TOP PLATE; MARK 4, SERIES 3; REAR (INLET); FOLDED 4 5/8" W x 59 1/2" L; 4" PITCH (15 ROLLERS)	741005	1																																																
4	LOGO PLATE; MARK 4, SERIES 3; FOLDED 4 5/8" W x 2 1/2" L	741012	1																																																
5A	ROLLER CHANNEL ASSEMBLY; FRONT (CLAMP) RCA FRONT (CLAMP); 6" PITCH (11 ROLLERS)	742007	1																																																
5B	ROLLER CHANNEL ASSEMBLY; FRONT (CLAMP) RCA FRONT (CLAMP); 4" PITCH (16 ROLLERS)	742003	1																																																
6A	ROLLER CHANNEL ASSEMBLY; REAR (INLET) RCA REAR (INLET); 6" PITCH (10 ROLLERS)	742006	1																																																
6B	ROLLER CHANNEL ASSEMBLY; REAR (INLET) RCA REAR (INLET); 4" PITCH (15 ROLLERS)	742005	1																																																
7	ROLLER; MARK 4; 2"	743002	23, 28 OR 34																																																
8	ROLLER PIN; MARK 4; 2.75 " L	743001	23, 28 OR 34																																																
9*	NUT; 8mm FLANGED	ASSEMBLY ONLY	2																																																
10*	CLAMP PLATE	ASSEMBLY ONLY	4																																																
11	AIR BAG; MARK 4; 2 1/2" FLAT	760006	11'-6"																																																
12*	SCREW; 8mm-20 x 16mm	ASSEMBLY ONLY	2																																																
13*	NYLON LOCKNUT; 8mm	ASSEMBLY ONLY	2																																																
14*	SCREW; 8mm-20 x 30mm	ASSEMBLY ONLY	2																																																
15	RUBBER INSERT PLUG; MARK 4	763007	1																																																
16	AIR BAG TEE; 5/16" OD	763006	1																																																
17	BLANKING PLUG; 5/16" OD	773009	AS REQ'D																																																
18	NUT BAR; 6mm	944004	26																																																
19	MAIN CHANNEL; ALUMINUM; 11'-6" L	744005	1																																																
20	AVDEL GUIDE PIN	941004	10																																																
21	SCREW; 6mm x 14mm; PHILLIPS DRIVE	943002	10																																																
22	TRACK MOUNTING CLIP	714011	6																																																
23	AIR LINE GROMMET	714004	2																																																
24	ACETAL STRIP; 2 13/16" WIDE	714007	12'-6"																																																
NOT SHOWN:																																																			
	TOP PLATE; MARK 4, SERIES 3; FOLDED 4 5/8" W x 12" L; 6" PITCH (2 ROLLERS)	741011	1																																																
	TOP PLATE; MARK 4, SERIES 3; FOLDED 4 5/8" W x 12" L; 4" PITCH (3 ROLLERS)	741017	1																																																
	RCA 12" SECTION; 6" PITCH (2 ROLLERS)	742004	1																																																
	RCA 12" SECTION; 4" PITCH (3 ROLLERS)	742010	1																																																
	AIR BAG CLAMP KIT; MARK 4 2 1/2" FLAT (incl.9,10,12-16)	762001	1																																																
	AIR BAG ASSEMBLY; MARK 4; 2 1/2" FLAT 11'-6" L (incl. 9-16)	760009	1																																																
	MARK 4, SERIES 3, 11'-6" MODULE w/6" PITCH (23 ROLLERS)	740014																																																	
	MARK 4, SERIES 3, 11'-6" MODULE w/4" PITCH (34 ROLLERS)	740009																																																	
	MARK 4, SERIES 3, 11'-6" MODULE w/ 4/6" PITCH (28 ROLLERS)	740004																																																	
* AVAILABLE ONLY AS PART OF KIT 762001																																																			
PLEASE REFERENCE DRAWING MR000014 FOR ASSEMBLY																																																			
THIS DRAWING AND/OR ITS SPECIFICATIONS ARE THE PROPERTY OF LOADING AUTOMATION, INC. AND MAY NOT BE REPRODUCED IN ANY MANNER NOR THE CONTENTS DIVULGED TO A THIRD PARTY WITHOUT THE WRITTEN CONSENT OF LOADING AUTOMATION, INC.																																																			
<table><tr><td></td><td></td><td></td><td></td><td></td><td></td></tr><tr><td></td><td></td><td></td><td></td><td></td><td></td></tr><tr><td></td><td>A</td><td>UPDATED ITEM #8 WAS 2"</td><td>02/06/06</td><td>WIM</td><td></td></tr><tr><td>E.C.N.</td><td>LTR</td><td>DESCRIPTION OF CHANGE</td><td>DATE</td><td>BY:</td><td>CHK'D</td></tr><tr><td colspan="2">DISTRIBUTED BY:</td><td colspan="2">LOADING AUTOMATION INC. 3310 ENTERPRISE DR. WILMINGTON, NC 28405 TEL. 910-791-2125 FAX. 910-452-3889</td><td colspan="2">USE ONLY GENUINE HYDRAROLL </td></tr><tr><td colspan="2"></td><td colspan="2">DRAWN BY: RJF</td><td colspan="2">DATE: 9/12/05</td></tr><tr><td colspan="6">MARK 4 SERIES 3; STD FLD TP; 1986-1995</td></tr><tr><td colspan="3">11'-6" MODULES</td><td colspan="3">FILE NUMBER MR000014A</td></tr></table>																	A	UPDATED ITEM #8 WAS 2"	02/06/06	WIM		E.C.N.	LTR	DESCRIPTION OF CHANGE	DATE	BY:	CHK'D	DISTRIBUTED BY:		LOADING AUTOMATION INC. 3310 ENTERPRISE DR. WILMINGTON, NC 28405 TEL. 910-791-2125 FAX. 910-452-3889		USE ONLY GENUINE HYDRAROLL 				DRAWN BY: RJF		DATE: 9/12/05		MARK 4 SERIES 3; STD FLD TP; 1986-1995						11'-6" MODULES			FILE NUMBER MR000014A		
	A	UPDATED ITEM #8 WAS 2"	02/06/06	WIM																																															
E.C.N.	LTR	DESCRIPTION OF CHANGE	DATE	BY:	CHK'D																																														
DISTRIBUTED BY:		LOADING AUTOMATION INC. 3310 ENTERPRISE DR. WILMINGTON, NC 28405 TEL. 910-791-2125 FAX. 910-452-3889		USE ONLY GENUINE HYDRAROLL 																																															
		DRAWN BY: RJF		DATE: 9/12/05																																															
MARK 4 SERIES 3; STD FLD TP; 1986-1995																																																			
11'-6" MODULES			FILE NUMBER MR000014A																																																

ITEM NUMBER	DESCRIPTION	PART NUMBER	NUMBER REQUIRED
1A	TOP PLATE; MARK 4, SERIES 3; FRONT (CLAMP); FOLDED 4 5/8" W x 64" L; 6" PITCH (11 ROLLERS)	741007	1
1B	TOP PLATE; MARK 4, SERIES 3; FRONT (CLAMP); FOLDED 4 5/8" W x 64" L; 4" PITCH (16 ROLLERS)	741015	1
2	TOP PLATE SCREW; 6mm x 16mm SUPRADRIVE (PHILLIPS)	943002	22
2	TOP PLATE SCREW; 6mm x 16mm TORX DRIVE (T30)	943003	22
3	TOP PLATE; MARK 4, SERIES 3; REAR (INLET); FOLDED 4 5/8" W x 59 1/2" L; 6" PITCH (10 ROLLERS)	741006	1
3	TOP PLATE; MARK 4, SERIES 3; REAR (INLET); FOLDED 4 5/8" W x 59 1/2" L; 4" PITCH (15 ROLLERS)	741005	1
4	LOGO PLATE; MARK 4, SERIES 3; FOLDED 4 5/8" W x 2 1/2" L	741012	1
5A	ROLLER CHANNEL ASSEMBLY; FRONT (CLAMP) RCA FRONT (CLAMP); 6" PITCH (11 ROLLERS)	742007	1
5B	ROLLER CHANNEL ASSEMBLY; FRONT (CLAMP) RCA FRONT (CLAMP); 4" PITCH (16 ROLLERS)	742003	1
6A	ROLLER CHANNEL ASSEMBLY; REAR (INLET) RCA REAR (INLET); 6" PITCH (10 ROLLERS)	742006	1
6B	ROLLER CHANNEL ASSEMBLY; REAR (INLET) RCA REAR (INLET); 4" PITCH (15 ROLLERS)	742005	1
7	ROLLER; MARK 4; 2"	743002	21, 26 OR 31
8	ROLLER PIN; MARK 4; 2.75 " L	743001	21, 26 OR 31
9*	NUT; 8mm FLANGED	ASSEMBLY ONLY	2
10*	CLAMP PLATE	ASSEMBLY ONLY	4
11	AIR BAG; MARK 4; 2 1/2" FLAT	760006	10'-6"
12*	SCREW; 8mm-20 x 16mm	ASSEMBLY ONLY	2
13*	NYLON LOCKNUT; 8mm	ASSEMBLY ONLY	2
14*	SCREW; 8mm-20 x 30mm	ASSEMBLY ONLY	2
15	RUBBER INSERT PLUG; MARK 4	763007	1
16	AIR BAG TEE; 5/16" OD	763006	1
17	BLANKING PLUG; 5/16" OD	773009	AS REQ'D
18	NUT BAR; 6mm	944004	26
19	MAIN CHANNEL; ALUMINUM; 10'-6" L	744006	1
20	AVDEL GUIDE PIN	941004	10
21	SCREW; 6mm x 14mm; PHILLIPS DRIVE	943002	10
22	TRACK MOUNTING CLIP	714011	6
23	AIR LINE GROMMET	714004	2
24	ACETAL STRIP; 2 13/16" WIDE	714007	11'-6"
	AIR BAG CLAMP KIT; MARK 4 2 1/2" FLAT (incl.9,10,12-16)	762001	1
	AIR BAG ASSEMBLY; MARK 4; 2 1/2" FLAT 10'-6" L (incl. 9-16)	760008	1
	MARK 4, SERIES 3, 10'-6" MODULE w/6" PITCH (21 ROLLERS)	740010	
	MARK 4, SERIES 3, 10'-6" MODULE w/4" PITCH (31 ROLLERS)	740008	
	MARK 4, SERIES 3, 10'-6" MODULE w/ 4/6" PITCH (26 ROLLERS)	740006	
* AVAILABLE ONLY AS PART OF KIT 762001			
PLEASE REFERENCE DRAWING MR000014 FOR ASSEMBLY			
THIS DRAWING AND/OR ITS SPECIFICATIONS ARE THE PROPERTY OF LOADING AUTOMATION, INC. AND MAY NOT BE REPRODUCED IN ANY MANNER NOR THE CONTENTS DIVULGED TO A THIRD PARTY WITHOUT THE WRITTEN CONSENT OF LOADING AUTOMATION, INC.			


	A	UPDATED ITEM #8 WAS 2"	02/06/06	WIM	
E.C.N.	LTR	DESCRIPTION OF CHANGE	DATE	BY:	CHK'D
DISTRIBUTED BY:		LOADING AUTOMATION INC. 3310 ENTERPRISE DR. WILMINGTON, NC 28405 TEL. 910-791-2125 FAX. 910-452-3889	USE ONLY GENUINE HYDRAROLL PARTS 		
			DRAWN BY: RJF	DATE: 9/12/05	
MARK 4 SERIES 3; STD FLD TP; 1986-1995					
10'-6" MODULES			FILE NUMBER	MR000014B	

ITEM NUMBER	DESCRIPTION	PART NUMBER	NUMBER REQUIRED
1A	TOP PLATE; MARK 4, SERIES 3; FRONT (CLAMP); FOLDED 4 5/8" W x 46" L; 6" PITCH (8 ROLLERS)	741018	1
1B	TOP PLATE; MARK 4, SERIES 3; FRONT (CLAMP); FOLDED 4 5/8" W x 46" L; 4" PITCH (11 ROLLERS)	741019	1
2	TOP PLATE SCREW; 6mm x 16mm SUPRADRIVE (PHILLIPS)	943002	20
2	TOP PLATE SCREW; 6mm x 16mm TORX DRIVE (T30)	943003	20
3	TOP PLATE; MARK 4, SERIES 3; REAR (INLET); FOLDED 4 5/8" W x 59 1/2" L; 6" PITCH (10 ROLLERS)	741006	1
3	TOP PLATE; MARK 4, SERIES 3; REAR (INLET); FOLDED 4 5/8" W x 59 1/2" L; 4" PITCH (15 ROLLERS)	741005	1
4	LOGO PLATE; MARK 4, SERIES 3; FOLDED 4 5/8" W x 2 1/2" L	741012	1
5A	ROLLER CHANNEL ASSEMBLY; FRONT (CLAMP) RCA FRONT (CLAMP); 6" PITCH (8 ROLLERS)	742011	1
5B	ROLLER CHANNEL ASSEMBLY; FRONT (CLAMP) RCA FRONT (CLAMP); 4" PITCH (11 ROLLERS)	742012	1
6A	ROLLER CHANNEL ASSEMBLY; REAR (INLET) RCA REAR (INLET); 6" PITCH (10 ROLLERS)	742006	1
6B	ROLLER CHANNEL ASSEMBLY; REAR (INLET) RCA REAR (INLET); 4" PITCH (15 ROLLERS)	742005	1
7	ROLLER; MARK 4; 2"	743002	18 OR 26
8	ROLLER PIN; MARK 4; 2.75 " L	743001	18 OR 26
9*	NUT; 8mm FLANGED	ASSEMBLY ONLY	2
10*	CLAMP PLATE	ASSEMBLY ONLY	4
11	AIR BAG; MARK 4; 2 1/2" FLAT	760006	9'-0"
12*	SCREW; 8mm-20 x 16mm	ASSEMBLY ONLY	2
13*	NYLON LOCKNUT; 8mm	ASSEMBLY ONLY	2
14*	SCREW; 8mm-20 x 30mm	ASSEMBLY ONLY	2
15	RUBBER INSERT PLUG; MARK 4	763007	1
16	AIR BAG TEE; 5/16" OD	763006	1
17	BLANKING PLUG; 5/16" OD	773009	AS REQ'D
18	NUT BAR; 6mm	944004	26
19	MAIN CHANNEL; ALUMINUM; 9'-0" L	744007	1
20	AVDEL GUIDE PIN	941004	10
21	SCREW; 6mm x 14mm; PHILLIPS DRIVE	943002	10
22	TRACK MOUNTING CLIP	714011	6
23	AIR LINE GROMMET	714004	2
24	ACETAL STRIP; 2 13/16" WIDE	714007	10'-0"
	AIR BAG CLAMP KIT; MARK 4 2 1/2" FLAT (incl.9,10,12-16)	762001	1
	AIR BAG ASSEMBLY; MARK 4; 2 1/2" FLAT 9'-0" L (incl. 9-16)	760004	1
	MARK 4, SERIES 3, 9'-0" MODULE w/6" PITCH (18 ROLLERS)	740017	
	MARK 4, SERIES 3, 9'-0" MODULE w/4" PITCH (26 ROLLERS)	740016	
* AVAILABLE ONLY AS PART OF KIT 762001			
PLEASE REFERENCE DRAWING MR000014 FOR ASSEMBLY			
THIS DRAWING AND/OR ITS SPECIFICATIONS ARE THE PROPERTY OF LOADING AUTOMATION, INC. AND MAY NOT BE REPRODUCED IN ANY MANNER NOR THE CONTENTS DIVULGED TO A THIRD PARTY WITHOUT THE WRITTEN CONSENT OF LOADING AUTOMATION, INC.			
	A	UPDATED ITEM #8 WAS 2"	02/06/06 WIM
E.C.N.	LTR	DESCRIPTION OF CHANGE	DATE BY: CHK'D
DISTRIBUTED BY:		LOADING AUTOMATION INC. 3310 ENTERPRISE DR. WILMINGTON, NC 28405 TEL. 910-791-2125 FAX. 910-452-3889	USE ONLY GENUINE HYDRAROLL PARTS 
		DRAWN BY: RJF	DATE: 9/12/05
MARK 4 SERIES 3; STD FLD TP; 1986-1995			
9'-0" MODULES		FILE NUMBER	MR000014C

ITEM NUMBER	DESCRIPTION	PART NUMBER	NUMBER REQUIRED
1	DOES NOT APPLY TO THIS LENGTH MODULE		
2	TOP PLATE SCREW; 6mm x 16mm SUPRADRIVE (PHILLIPS)	943002	12
2	TOP PLATE SCREW; 6mm x 16mm TORX DRIVE (T30)	943003	12
3	TOP PLATE; MARK 4, SERIES 3; FOLDED 4 5/8" W x 59 3/8" L; 4" PITCH (15 ROLLERS)	741042	1
4	LOGO PLATE; MARK 4, SERIES 3; FOLDED 4 5/8" W x 2 1/2" L	741012	1
5	DOES NOT APPLY TO THIS LENGTH MODULE		
6	ROLLER CHANNEL ASSEMBLY; REAR (INLET) RCA; 4" PITCH (15 ROLLERS)	742019	1
7	ROLLER; MARK 4; 2"	743002	15
8	ROLLER PIN; MARK 4; 2.75 " L	743001	15
9*	NUT; 8mm FLANGED	ASSEMBLY ONLY	2
10*	CLAMP PLATE	ASSEMBLY ONLY	4
11	AIR BAG; MARK 4; 2 1/2" FLAT	760006	5'-2"
12*	SCREW; 8mm-20 x 16mm	ASSEMBLY ONLY	2
13*	NYLON LOCKNUT; 8mm	ASSEMBLY ONLY	2
14*	SCREW; 8mm-20 x 30mm	ASSEMBLY ONLY	2
15	RUBBER INSERT PLUG; MARK 4	763007	1
16	AIR BAG TEE; 5/16" OD	763006	1
17	BLANKING PLUG; 5/16" OD	773009	AS REQ'D
18	NUT BAR; 6mm	944004	26
19	MAIN CHANNEL; ALUMINUM; 61 7/8" L	744003	1
20	AVDEL GUIDE PIN	941004	2
21	SCREW; 6mm x 14mm; PHILLIPS DRIVE	943002	2
22	TRACK MOUNTING CLIP	714011	6
23	AIR LINE GROMMET	714004	2
24	ACETAL STRIP; 2 13/16" WIDE	714007	6'-2"
	AIR BAG CLAMP KIT; MARK 4 2 1/2" FLAT (incl.9,10,12-16)	762001	1
	AIR BAG ASSEMBLY; MARK 4; 2 1/2" FLAT 5'-2" L (incl. 9-16)	760000	1
	MARK 4, SERIES 3, 5'-2" MODULE w/6" PITCH (15 ROLLERS)	740018	
* AVAILABLE ONLY AS PART OF KIT 762001			
PLEASE REFERENCE DRAWING MR000014 FOR ASSEMBLY			
THIS DRAWING AND/OR ITS SPECIFICATIONS ARE THE PROPERTY OF LOADING AUTOMATION, INC. AND MAY NOT BE REPRODUCED IN ANY MANNER NOR THE CONTENTS DIVULGED TO A THIRD PARTY WITHOUT THE WRITTEN CONSENT OF LOADING AUTOMATION, INC.			

	A	UPDATED ITEM #8 WAS 2"	02/06/06	WIM	
E.C.N.	LTR	DESCRIPTION OF CHANGE	DATE	BY:	CHK'D
DISTRIBUTED BY:		LOADING AUTOMATION INC. 3310 ENTERPRISE DR. WILMINGTON, NC 28405 TEL. 910-791-2125 FAX. 910-452-3889	USE ONLY GENUINE HYDRAROLL PARTS		
					
		DRAWN BY: RJF	DATE: 9/12/05		
MARK 4 SERIES 3; STD FLD TP; 1986-1995					
5'-2" MODULES			FILE NUMBER MR000014D		

ITEM NUMBER	DESCRIPTION	PART NUMBER	NUMBER REQUIRED
1	DOES NOT APPLY TO THIS LENGTH MODULE		
2	TOP PLATE SCREW; 6mm x 16mm SUPRADRIVE (PHILLIPS)	943002	10
2	TOP PLATE SCREW; 6mm x 16mm TORX DRIVE (T30)	943003	10
3A	TOP PLATE; MARK 4, SERIES 3; FOLDED 4 5/8" W x 45 1/2" L; 6" PITCH (8 ROLLERS)	741020	1
3B	TOP PLATE; MARK 4, SERIES 3; FOLDED 4 5/8" W x 45 1/2" L; 4" PITCH (11 ROLLERS)	741014	1
4	LOGO PLATE; MARK 4, SERIES 3; FOLDED 4 5/8" W x 2 1/2" L	741012	1
5	DOES NOT APPLY TO THIS LENGTH MODULE		
6A	ROLLER CHANNEL ASSEMBLY; REAR (INLET) RCA; 6" PITCH (8 ROLLERS)	742013	1
6B	ROLLER CHANNEL ASSEMBLY; REAR (INLET) RCA; 4" PITCH (11 ROLLERS)	742014	1
7	ROLLER; MARK 4; 2"	743002	8 OR 11
8	ROLLER PIN; MARK 4; 2.75" L	743001	8 OR 11
9*	NUT; 8mm FLANGED	ASSEMBLY ONLY	2
10*	CLAMP PLATE	ASSEMBLY ONLY	4
11	AIR BAG; MARK 4; 2 1/2" FLAT	760006	4'-0"
12*	SCREW; 8mm-20 x 16mm	ASSEMBLY ONLY	2
13*	NYLON LOCKNUT; 8mm	ASSEMBLY ONLY	2
14*	SCREW; 8mm-20 x 30mm	ASSEMBLY ONLY	2
15	RUBBER INSERT PLUG; MARK 4	763007	1
16	AIR BAG TEE; 5/16" OD	763006	1
17	BLANKING PLUG; 5/16" OD	773009	AS REQ'D
18	NUT BAR; 6mm	944004	26
19	MAIN CHANNEL; ALUMINUM; 4'-0" L	744004	1
20	AVDEL GUIDE PIN	941004	2
21	SCREW; 6mm x 14mm; PHILLIPS DRIVE	943002	2
22	TRACK MOUNTING CLIP	714011	6
23	AIR LINE GROMMET	714004	2
24	ACETAL STRIP; 2 13/16" WIDE	714007	5'-0"
	AIR BAG CLAMP KIT; MARK 4 2 1/2" FLAT (incl. 9,10,12-16)	762001	1
	AIR BAG ASSEMBLY; MARK 4; 2 1/2" FLAT 4'-0" L (incl. 9-16)	760000	1
	MARK 4, SERIES 3, 4'-0" MODULE w/6" PITCH (8 ROLLERS)	740011	
	MARK 4, SERIES 3, 4'-0" MODULE w/4" PITCH (11 ROLLERS)	740015	
	* AVAILABLE ONLY AS PART OF KIT 762001		
PLEASE REFERENCE DRAWING MR000014 FOR ASSEMBLY			
THIS DRAWING AND/OR ITS SPECIFICATIONS ARE THE PROPERTY OF LOADING AUTOMATION, INC. AND MAY NOT BE REPRODUCED IN ANY MANNER NOR THE CONTENTS DIVULGED TO A THIRD PARTY WITHOUT THE WRITTEN CONSENT OF LOADING AUTOMATION, INC.			


A		UPDATED ITEM #8 WAS 2"		02/06/06	
E.C.N.		DESCRIPTION OF CHANGE		DATE	
LTR				WIM	
				BY:	
				CHK'D	
DISTRIBUTED BY:		LOADING AUTOMATION INC. 3310 ENTERPRISE DR. WILMINGTON, NC 28405 TEL. 910-791-2125 FAX. 910-452-3889		USE ONLY GENUINE HYDRAROLL PARTS 	
		DRAWN BY: RJF		DATE: 9/12/05	
MARK 4 SERIES 3; STD FLD TP; 1986-1995					
4'-0" MODULES				FILE NUMBER MR000014E	

ITEM NUMBER	DESCRIPTION	PART NUMBER	NUMBER REQUIRED
1	DOES NOT APPLY TO THIS LENGTH MODULE		
2	TOP PLATE SCREW; 6mm x 16mm SUPRADRIVE (PHILLIPS)	943002	10
2	TOP PLATE SCREW; 6mm x 16mm TORX DRIVE (T30)	943003	10
3	TOP PLATE; MARK 4, SERIES 3; FOLDED 4 5/8" W x 33 1/2" L; 4" PITCH (8 ROLLERS)	741022	1
4	LOGO PLATE; MARK 4, SERIES 3; FOLDED 4 5/8" W x 2 1/2" L	741012	1
5	DOES NOT APPLY TO THIS LENGTH MODULE		
6	ROLLER CHANNEL ASSEMBLY; REAR (INLET) RCA; 4" PITCH (8 ROLLERS)	742015	1
7	ROLLER; MARK 4; 2"	743002	8
8	ROLLER PIN; MARK 4; 2.75 " L	743001	8
9*	NUT; 8mm FLANGED	ASSEMBLY ONLY	2
10*	CLAMP PLATE	ASSEMBLY ONLY	4
11	AIR BAG; MARK 4; 2 1/2" FLAT	760006	3'-0"
12*	SCREW; 8mm-20 x 16mm	ASSEMBLY ONLY	2
13*	NYLON LOCKNUT; 8mm	ASSEMBLY ONLY	2
14*	SCREW; 8mm-20 x 30mm	ASSEMBLY ONLY	2
15	RUBBER INSERT PLUG; MARK 4	763007	1
16	AIR BAG TEE; 5/16" OD	763006	1
17	BLANKING PLUG; 5/16" OD	773009	AS REQ'D
18	NUT BAR; 6mm	944004	26
19	MAIN CHANNEL; ALUMINUM; 3'-0" L	744004	1
20	AVDEL GUIDE PIN	941004	2
21	SCREW; 6mm x 14mm; PHILLIPS DRIVE	943002	2
22	TRACK MOUNTING CLIP	714011	4
23	AIR LINE GROMMET	714004	2
24	ACETAL STRIP; 2 13/16" WIDE	714007	4'-0"
	AIR BAG CLAMP KIT; MARK 4 2 1/2" FLAT (incl.9,10,12-16)	762001	1
	AIR BAG ASSEMBLY; MARK 4; 2 1/2" FLAT 3'-0" L (incl. 9-16)	760011	1
	MARK 4, SERIES 3, 3'-0" MODULE w/4" PITCH (8 ROLLERS)	740003	

\* AVAILABLE ONLY AS PART OF KIT 762001

PLEASE REFERENCE DRAWING MR000014 FOR ASSEMBLY

THIS DRAWING AND/OR ITS SPECIFICATIONS ARE  
THE PROPERTY OF LOADING AUTOMATION, INC. AND  
MAY NOT BE REPRODUCED IN ANY MANNER NOR THE  
CONTENTS DIVULGED TO A THIRD PARTY WITHOUT THE  
WRITTEN CONSENT OF LOADING AUTOMATION, INC.


A		UPDATED ITEM #8 WAS 2"		02/06/06 WIM	
E.C.N.	LTR	DESCRIPTION OF CHANGE		DATE	BY: CHK'D
DISTRIBUTED BY:		LOADING AUTOMATION INC. 3310 ENTERPRISE DR. WILMINGTON, NC 28405 TEL. 910-791-2125 FAX. 910-452-3889		USE ONLY GENUINE HYDRAROLL PARTS 	
				DRAWN BY: RJF	DATE: 9/12/05
MARK 4 SERIES 3; STD FLD TP; 1986-1995					
3'-0" MODULES				FILE NUMBER	MR000014F

ITEM NUMBER	DESCRIPTION	PART NUMBER	NUMBER REQUIRED
1	DOES NOT APPLY TO THIS LENGTH MODULE		
2	TOP PLATE SCREW; 6mm x 16mm SUPRADRIVE (PHILLIPS)	943002	10
2	TOP PLATE SCREW; 6mm x 16mm TORX DRIVE (T30)	943003	10
3	TOP PLATE; MARK 4, SERIES 3; FOLDED 4 5/8" W x 21 1/2" L; 4" PITCH (5 ROLLERS)	741023	1
4	LOGO PLATE; MARK 4, SERIES 3; FOLDED 4 5/8" W x 2 1/2" L	741012	1
5	DOES NOT APPLY TO THIS LENGTH MODULE		
6	ROLLER CHANNEL ASSEMBLY; MARK 4, SERIES 3 RCA; 4" PITCH (5 ROLLERS)	742016	1
7	ROLLER; MARK 4; 2"	743002	5
8	ROLLER PIN; MARK 4; 2.75 " L	743001	5
9*	NUT; 8mm FLANGED	ASSEMBLY ONLY	2
10*	CLAMP PLATE	ASSEMBLY ONLY	4
11	AIR BAG; MARK 4; 2 1/2" FLAT	760006	2'-0"
12*	SCREW; 8mm-20 x 16mm	ASSEMBLY ONLY	2
13*	NYLON LOCKNUT; 8mm	ASSEMBLY ONLY	2
14*	SCREW; 8mm-20 x 30mm	ASSEMBLY ONLY	2
15	RUBBER INSERT PLUG; MARK 4	763007	1
16	AIR BAG TEE; 5/16" OD	763006	1
17	BLANKING PLUG; 5/16" OD	773009	AS REQ'D
18	NUT BAR; 6mm	944004	26
19	MAIN CHANNEL; ALUMINUM; 2'-0" L	744009	1
20	AVDEL GUIDE PIN	941004	2
21	SCREW; 6mm x 14mm; PHILLIPS DRIVE	943002	2
22	TRACK MOUNTING CLIP	714011	4
23	AIR LINE GROMMET	714004	2
24	ACETAL STRIP; 2 13/16" WIDE	714007	3'-0"
	AIR BAG CLAMP KIT; MARK 4 2 1/2" FLAT (incl.9,10,12-16)	762001	1
	AIR BAG ASSEMBLY; MARK 4; 2 1/2" FLAT 2'-0" L (incl. 9-16)	760012	1
	MARK 4, SERIES 3, 2'-0" MODULE w/4" PITCH (5 ROLLERS)	740002	

\* AVAILABLE ONLY AS PART OF KIT 762001


PLEASE REFERENCE DRAWING MR000014 FOR ASSEMBLY

THIS DRAWING AND/OR ITS SPECIFICATIONS ARE  
THE PROPERTY OF LOADING AUTOMATION, INC. AND  
MAY NOT BE REPRODUCED IN ANY MANNER NOR THE  
CONTENTS DIVULGED TO A THIRD PARTY WITHOUT THE  
WRITTEN CONSENT OF LOADING AUTOMATION, INC.

A		UPDATED ITEM #8 WAS 2"		02/06/06 WIM	
E.C.N.	LTR	DESCRIPTION OF CHANGE		DATE	BY: CHK'D
DISTRIBUTED BY:		LOADING AUTOMATION INC. 3310 ENTERPRISE DR. WILMINGTON, NC 28405 TEL. 910-791-2125 FAX. 910-452-3889		USE ONLY GENUINE HYDRAROLL PARTS 	
				DRAWN BY: RJF	DATE: 9/12/05
MARK 4 SERIES 3; STD FLD TP; 1986-1995					
2'-0" MODULES				FILE NUMBER	MR000014G



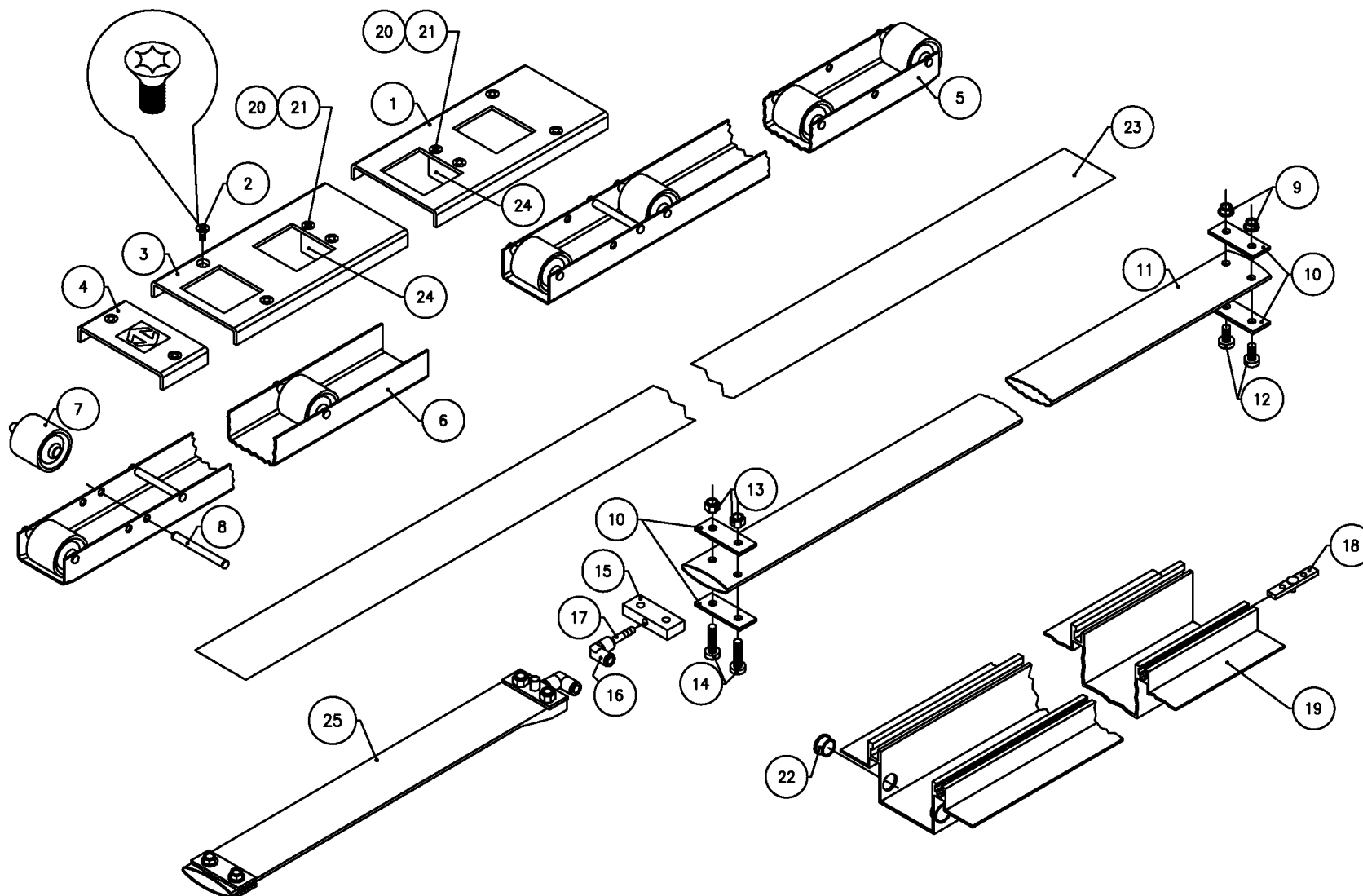
***MARK 4, SERIES 4 w/  
FOLDED TOP PLATES &  
WINGED MAIN CHANNELS***



**Sold and Serviced by:**

**LOADING  
AUTOMATION, INC.  
WILMINGTON, NC  
(910) 791-2125  
FAX (910) 452-3889  
800-264-3184**





DISTRIBUTED BY:



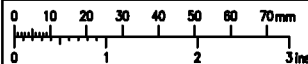
LOADING AUTOMATION, INC.  
3310 ENTERPRISE DR.  
WILMINGTON, NC 28405  
TEL. 910-791-2125  
FAX. 910-452-3889

USE ONLY GENUINE  
HYDRAROLL PARTS

THIS DOCUMENT IS THE PROPERTY OF  
LOADING AUTOMATION, INC. AND  
NOT BE REPRODUCED IN WHOLE OR  
IN PART NOR THE CONTENTS DISCLOSED  
TO A THIRD PARTY WITHOUT THE  
WRITTEN CONSENT OF THE COMPANY

TOLERANCES

MATERIAL



SCALE A2  
1:25


PROJECTION


USED ON




MARK 4 SERIES 4 WGD ROLLER TRACK  
STANDARD (FOLDED) TOP PLATE  
2" WIDE ROLLERS 1995 to PRESENT

A	ORIGINAL	CJD			
ISS	REVISION	DRN	DATE	APP	DATE
DRG. No.	MR000047				


ITEM NUMBER	DESCRIPTION	PART NUMBER	NUMBER REQUIRED
1A**	TOP PLATE; MARK 4, SERIES 4; FLD; FRONT (CLAMP) 6" PITCH (10 ROLLERS); 4-5/8" X 59 1/2" LG	741006	1
1B**	TOP PLATE; MARK 4, SERIES 4; FLD; FRONT (CLAMP) 4" PITCH (15 ROLLERS); 4-5/8" 59 1/2" LG	741005	1
2	TOP PLATE SCREW; 6mm x 15mm TORX DRIVE (T30)	943003	30
3**	TOP PLATE; MARK 4, SERIES 4; FLD; REAR (INLET) 6" PITCH (11 ROLLERS); 4-5/8" X 64" LG	741007	1
4	LOGO PLATE; MARK 4, SERIES 4, FLD 4 5/8" W 2 1/2" L	741012	2
5A	ROLLER CHANNEL ASSEMBLY (COMPLETE w/ ROLLERS) MARK 4, SERIES 4; 4" PITCH (15 ROLLERS)	742005	1
5B	ROLLER CHANNEL ASSEMBLY (COMPLETE w/ ROLLERS) MARK 4, SERIES 4; 6" PITCH (10 ROLLERS)	742006	1
6	ROLLER CHANNEL ASSEMBLY (COMPLETE w/ ROLLERS) MARK 4, SERIES 4; 6" PITCH (11 ROLLERS)	742007	1
7	ROLLER; MARK 4; 2" DIAMETER STANDARD	743002	26 or 31
8	ROLLER PIN; MARK 4; 2-3/4" LG	743001	32 or 37
9*	NUT; 8mm-20 FLANGED	KIT ONLY	2
10*	CLAMP PLATE (AIR BAG)	KIT ONLY	4
11	AIR BAG; ROLL FORM; 2.5" FLAT	760006	13'-2"
12*	SCREW; 8mm-20 x 16mm LG	KIT ONLY	2
13*	NYLON LOCKNUT; 8mm	KIT ONLY	2
14*	SCREW; 8mm-20 x 30mm	KIT ONLY	2
15*	RUBBER INSERT PLUG; MARK 4; 2.5" W	763007	1
16*	ELBOW; 5/16" OD	763010	1
17	BARBED INSERT FITTING; 5/16"	773015	1
18	NUT BAR; 6mm	944004	30
19	MAIN CHANNEL; ALUMINUM; MARK 4, SERIES 4W; 13'-2" MODULES	744010	1
20	SCREW; M5 x 11 POSI DRIVE	940027	12
22	AIRLINE GROMMET	714004	2
23	ACETAL STRIP; .02 X 2-13/16	714007	13'-8"
24	GUIDE ANGLE	741038	6
	*AIR BAG ASSEMBLY 2.5" WIDE FLAT 13'-2" LG (CONTAINS ITEMS # 9-17)	760018	1
	NOT SHOWN: TOP PLATE; MARK 4, SERIES 4; FOLDED 4 5/8" W X 29 1/2" L; 6" PITCH (5 ROLLERS)	742037	1
	ROLLER CHANNEL ASSEMBLY (COMPLETE w/ ROLLERS) MARK 4, SERIES 4; 6" PITCH (5 ROLLERS)	742017	1
	MODULE; MARK 4, SERIES 4W; 13' 2" 4"/6" SPLIT PITCH MODULE (31 ROLLERS)	740027	
	MODULE; MARK 4, SERIES 4W; 13' 2" 6" PITCH (26 ROLLERS)	740028	
*	2.5" AIRBAG CLAMP KIT (Items 9, 10, 12-16) sold as kit only	762001	1
**	INCLUDES ITEMS 20 AND 25		
*** NOTE: As of January 1999, the track clip main channel is obsolete. The new main channel has an angled foot and longer requires the clips 714011. Screws go right through the foot.			
PLEASE REFERENCE DRAWING MR000047 FOR ASSEMBLY			
THIS DRAWING AND/OR ITS SPECIFICATIONS ARE THE PROPERTY OF LOADING AUTOMATION, INC. AND MAY NOT BE REPRODUCED IN ANY MANNER NOR THE CONTENTS DIVULGED TO A THIRD PARTY WITHOUT THE WRITTEN CONSENT OF LOADING AUTOMATION, INC.			
E.C.N.	A	UPDATE ITEMS #8,#20,#12,#25	2/8/06
LTR			WIM
			DATE
			BY:
			CHKD
DISTRIBUTED BY:	LOADING AUTOMATION 3310 ENTERPRISE DR. WILMINGTON, NC 28405 TEL. 910-791-2125 FAX. 910-452-3889		USE ONLY GENUINE HYDRAROLL PARTS 
		DRAWN BY: CDJ	DATE: 10/1/03
MK4, SER. 4W; FLDTP; 1995-1998			
13'-2" MODULES (FOLDED)		FILE NUMBER	MR000047A

ITEM NUMBER	DESCRIPTION	PART NUMBER	NUMBER REQUIRED
1**	TOP PLATE; MARK 4, SERIES 4; FLD; FRONT (CLAMP) 6" PITCH (10 ROLLERS); 4-5/8" X 59 1/2" LG	741006	1
2	TOP PLATE SCREW; 6mm x 15mm TORX DRIVE (T30)	943003	26
3**	TOP PLATE; MARK 4, SERIES 4; FLD; REAR (INLET) 6" PITCH (11 ROLLERS); 4-5/8" X 64" LG	741007	1
4	LOGO PLATE; MARK 4, SERIES 4, FLD 4 5/8" W 2 1/2" L	741012	2
5	ROLLER CHANNEL ASSEMBLY (COMPLETE w/ ROLLERS) MARK 4, SERIES 4; 6" PITCH (10 ROLLERS)	742006	1
6	ROLLER CHANNEL ASSEMBLY (COMPLETE w/ ROLLERS) MARK 4, SERIES 4; 6" PITCH (11 ROLLERS)	742007	1
7	ROLLER; MARK 4; 2" DIAMETER STANDARD	743002	21
8	ROLLER PIN; MARK 4; 2-3/4" LG	743001	27
9*	NUT; 8mm-20 FLANGED	KIT ONLY	2
10*	CLAMP PLATE (AIR BAG)	KIT ONLY	4
11	AIR BAG; ROLL FORM; 2.5" FLAT	760006	11'-6"
12*	SCREW; 8mm-20 x 16mm LG	KIT ONLY	2
13*	NYLON LOCKNUT; 8mm	KIT ONLY	2
14*	SCREW; 8mm-20 x 30mm	KIT ONLY	2
15*	RUBBER INSERT PLUG; MARK 4; 2.5" W	763007	1
16*	ELBOW; 5/16" OD	763010	1
17	BARBED INSERT FITTING; 5/16"	773015	1
18	NUT BAR; 6mm	944004	26
19	MAIN CHANNEL; ALUMINUM; MARK 4, SERIES 4W; 11'-6" MODULES	744011	1
20	SCREW; M5 x 11 POSI DRIVE	940027	12
22	AIRLINE GROMMET	714004	2
23	ACETAL STRIP; .02 X 2-13/16	714007	12'-6"
24	GUIDE ANGLE	741038	6
	*AIR BAG ASSEMBLY 2.5" WIDE FLAT 11'-6" LG (CONTAINS ITEMS # 9-17)	760025	1
	NOT SHOWN: TOP PLATE; MARK 4, SERIES 4; FOLDED 4 5/8" W X 12" L; 6" PITCH (2 ROLLERS)	742011	1
	ROLLER CHANNEL ASSEMBLY (COMPLETE w/ ROLLERS) MARK 4, SERIES 4; 6" PITCH (2 ROLLERS)	742004	1
	MODULE; MARK 4, SERIES 4W; 11' 6" 6" PITCH (23 ROLLERS)	740042	
*	2.5" AIRBAG CLAMP KIT (Items 9, 10, 12-16) sold as kit only	762001	1
**	INCLUDES ITEMS 20 AND 25		
*** NOTE: As of January 1999, the track clip main channel is obsolete. The new main channel has an angled foot and longer requires the clips 714011. Screws go right through the foot.			
PLEASE REFERENCE DRAWING MR000047 FOR ASSEMBLY			
THIS DRAWING AND/OR ITS SPECIFICATIONS ARE THE PROPERTY OF LOADING AUTOMATION, INC. AND MAY NOT BE REPRODUCED IN ANY MANNER NOR THE CONTENTS DIVULGED TO A THIRD PARTY WITHOUT THE WRITTEN CONSENT OF LOADING AUTOMATION, INC.			
	B	UPDATED ITEM #3 / 740042 WAS 21 ROLLER	03/08/06 WIM
	A	UPDATE ITEMS #8,#20,#12,#25	2/8/06 WIM
E.C.N.	LTR	DESCRIPTION OF CHANGE	DATE BY: CHKD
DISTRIBUTED BY:		LOADING AUTOMATION INC. 3310 ENTERPRISE DR. WILMINGTON, NC 28405 TEL. 910-791-2125 FAX. 910-452-3889	USE ONLY GENUINE HYDRAROLL PARTS 
		DRAWN BY: CDJ	DATE: 10/1/03
MK4, SER. 4W; FLDTP; 1995-1998			
11'-6" MODULES (FOLDED)		FILE NUMBER	MR000047B

ITEM NUMBER	DESCRIPTION	PART NUMBER	NUMBER REQUIRED
1**	TOP PLATE; MARK 4, SERIES 4; FLD; FRONT (CLAMP) 6" PITCH (8 ROLLERS); 4-5/8" X 46" LG	741018	1
2	TOP PLATE SCREW; 6mm x 15mm TORX DRIVE (T30)	943003	20
3**	TOP PLATE; MARK 4, SERIES 4; FLD; REAR (INLET) 6" PITCH (11 ROLLERS); 4-5/8" X 64" LG	741007	1
4	LOGO PLATE; MARK 4, SERIES 4, FLD 4 5/8" W 2 1/2" L	741012	12
5	ROLLER CHANNEL ASSEMBLY (COMPLETE w/ ROLLERS) MARK 4, SERIES 4; 6" PITCH (8 ROLLERS)	742011	1
6	ROLLER CHANNEL ASSEMBLY (COMPLETE w/ ROLLERS) MARK 4, SERIES 4; 6" PITCH (11 ROLLERS)	742007	1
7	ROLLER; MARK 4; 2" DIAMETER STANDARD	743002	19
8	ROLLER PIN; MARK 4; 2-3/4" LG	743001	21
9*	NUT; 8mm-20 FLANGED	KIT ONLY	2
10*	CLAMP PLATE (AIR BAG)	KIT ONLY	4
11	AIR BAG; ROLL FORM; 2.5" FLAT	760006	9'-0"
12*	SCREW; 8mm-20 x 16mm LG	KIT ONLY	2
13*	NYLON LOCKNUT; 8mm	KIT ONLY	2
14*	SCREW; 8mm-20 x 30mm	KIT ONLY	2
15*	RUBBER INSERT PLUG; MARK 4; 2.5" W	763007	1
16*	ELBOW; 5/16" OD	763010	1
17	BARBED INSERT FITTING; 5/16"	773015	1
18	NUT BAR; 6mm	944004	26
19	MAIN CHANNEL; ALUMINUM; MARK 4, SERIES 4W; 9'-0" MODULES	744027	1
20	SCREW; M5 x 11 POSI DRIVE	940027	12
22	AIRLINE GROMMET	714004	2
23	ACETAL STRIP; .02 X 2-13/16	714007	10'-0"
24	GUIDE ANGLE	741038	6
	*AIR BAG ASSEMBLY 2.5" WIDE FLAT 9'-0" LG (CONTAINS ITEMS # 9-17)	760055	1
	NOT SHOWN:		
	MODULE; MARK 4, SERIES 4W; 9' 0"	740053	
	6" PITCH (19 ROLLERS)		
*	2.5" AIRBAG CLAMP KIT (Items 9, 10, 12-16) sold as kit only	762001	1
**	INCLUDES ITEMS 20 AND 25		
*** NOTE: As of January 1999, the track clip main channel is obsolete. The new main channel has an angled foot and longer requires the clips 714011. Screws go right through the foot.			
PLEASE REFERENCE DRAWING MR000047 FOR ASSEMBLY			
THIS DRAWING AND/OR ITS SPECIFICATIONS ARE THE PROPERTY OF LOADING AUTOMATION, INC. AND MAY NOT BE REPRODUCED IN ANY MANNER NOR THE CONTENTS DIVULGED TO A THIRD PARTY WITHOUT THE WRITTEN CONSENT OF LOADING AUTOMATION, INC.			
	B	UPDATED ITEM #3 / 740042 WAS 21 ROLLER	03/08/06 WIM
	A	UPDATE ITEMS #8,#20,#12,#25	2/8/06 WIM
E.C.N.	LTR	DESCRIPTION OF CHANGE	DATE BY: CHKD
DISTRIBUTED BY:		LOADING AUTOMATION INC. 3310 ENTERPRISE DR. WILMINGTON, NC 28405 TEL. 910-791-2125 FAX. 910-452-3889	USE ONLY GENUINE HYDRAROLL PARTS 
		DRAWN BY: CDJ	DATE: 10/1/03
MK4, SER. 4W; FLDTP; 1995-1998			
9'-0" MODULES (FOLDED)		FILE NUMBER	MR000047C

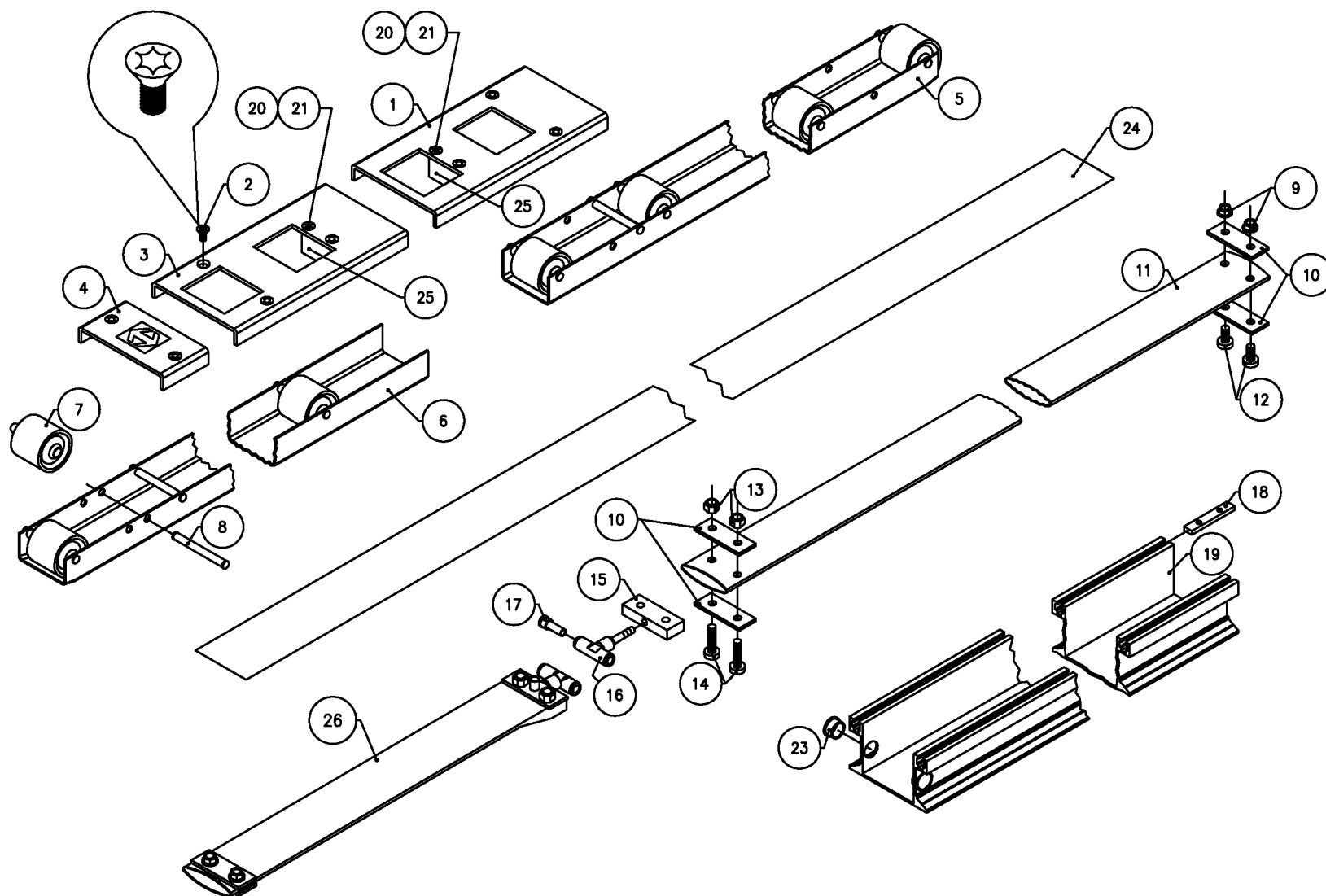


*MARK 4, SERIES 4 w/  
FOLDED TOP PLATES*



**Sold and Serviced by:**

**LOADING  
AUTOMATION, INC.  
WILMINGTON, NC  
(910) 791-2125  
FAX (910) 452-3889  
800-264-3184**



DISTRIBUTED BY:



LOADING AUTOMATION, INC.  
3310 ENTERPRISE DR.  
WILMINGTON, NC 28405

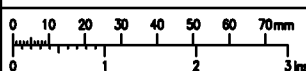
TEL. 910-791-2125  
FAX. 910-452-3889

USE ONLY GENUINE  
HYDRAROLL PARTS

THIS DOCUMENT IS THE PROPERTY OF  
LOADING AUTOMATION, INC. AND  
NOT BE REPRODUCED IN WHOLE OR  
IN PART NOR THE CONTENTS DIVULGED  
TO A THIRD PARTY WITHOUT THE  
WRITTEN CONSENT OF THE COMPANY

TOLERANCES

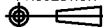
MATERIAL



SCALE A2

1:25

PROJECTION










USED ON




MARK 4 SERIES 4 ROLLER TRACK  
STANDARD (FOLDED) TOP PLATE  
2" WIDE ROLLERS 1995 to PRESENT

ISS	REVISION	DRN	DATE	APP	DATE
A	ORIGINAL	NC	9.14.00		
DRG. No.	MR000050				

ITEM NUMBER	DESCRIPTION	PART NUMBER	NUMBER REQUIRED																																												
1A**	TOP PLATE; MARK 4, SERIES 4; FLD; FRONT (CLAMP) 6" PITCH (11 ROLLERS); 4-5/8" X 64" LG	741007	1																																												
1B**	TOP PLATE; MARK 4, SERIES 4; FLD; FRONT (CLAMP) 4" PITCH (16 ROLLERS); 4-5/8" 64" LG	741015	1																																												
2	TOP PLATE SCREW; 6mm x 16mm TORX DRIVE (T30)	943003	26																																												
3A**	TOP PLATE; MARK 4, SERIES 4; FLD; REAR (INLET) 6" PITCH (10 ROLLERS); 4-5/8" X 59-1/2" LG	741006	1																																												
3B**	TOP PLATE; MARK 4, SERIES 4; FLD; REAR (INLET) 4" PITCH (15 ROLLERS); 4-5/8" X 59-1/2" LG	741005	1																																												
4	LOGO PLATE; MARK 4, SERIES 4, FLD; 4.625" WIDE X 2.5" LG	741012	1																																												
5A	ROLLER CHANNEL ASSEMBLY; FRONT (CLAMP) 6" PITCH (11 RLRS)	742007	1																																												
5B	ROLLER CHANNEL ASSEMBLY; FRONT (CLAMP) 4" PITCH (16 RLRS)	742003	1																																												
6A	ROLLER CHANNEL ASSEMBLY; REAR (INLET) 6" PITCH (10 RLRS)	742006	1																																												
6B	ROLLER CHANNEL ASSEMBLY (COMPLETE W/ROLLERS)	802016	1																																												
7	ROLLER; MARK 4; 2" DIAMETER STANDARD	743002	23, 28, or 34																																												
8	ROLLER PIN; MARK 4; 2-3/4" LG	743001	27, 32, or 38																																												
9*	NUT; 8mm-20 FLANGED	KIT ONLY	2																																												
10*	CLAMP PLATE; 2 1/2" WIDE	KIT ONLY	4																																												
11	AIR BAG; MARK 17; 2 1/2" FLAT (same as MK4)	760006	11'-6"																																												
12*	SCREW; 8mm-20 X 16mm	KIT ONLY	2																																												
13*	NYLON LOCKNUT; 8mm	KIT ONLY	2																																												
14*	SCREW; 8mm-20 X 30mm	KIT ONLY	2																																												
15*	RUBBER INSERT PLUG; MARK 4; 2.5" W	763007	1																																												
16*	AIR BAG TEE; 5/16" OD TUBE ENDS	763006	1																																												
17	BLANKING PLUG; 5/16" OD	773009	AS REQ'D																																												
18	NUT BAR; 6mm	944004	26																																												
19	MAIN CHANNEL; ALUMINUM; 11'-6" MODULES see note below***	744005	1																																												
20	SCREW; M5 x 11 POSI DRIVE	940027	12																																												
22	TRACK FLANGE MOUNTING CLIP ***(not shown)	714011	AS REQ'D																																												
23	AIRLINE GROMMET	714004	2																																												
24	ACETAL STRIP; 2 -13/16" WIDE	714007	12'-6"																																												
25	GUIDE ANGLE	743038	6																																												
*	AIR BAG ASSEMBLY 2.5" WIDE FLAT, 11'6" LG (CONTAINS ITEMS # 9-16)	760009	1																																												
**	** INCLUDES ITEMS 20, 21 AND 25																																														
	TOP PLATE; FLD; SHORT 6" PITCH (2 RLRS); 4-5/8" X 12" LG	741011	1																																												
	TOP PLATE; FLD; SHORT 4" PITCH (3 RLRS); 4-5/8" X 12" LG	741017	1																																												
	ROLLER CRADLE ASSEMBLY; SHORT 6" PITCH (2 RLRS)	742004	1																																												
	ROLLER CRADLE ASSEMBLY; SHORT 4" PITCH (3 RLRS)	742010	1																																												
	MOD.; MK4; S4; 11'-6"; FLDTP; 4"P (34 RLRS) COMPLETE	740009																																													
	MOD.; MK4; S4; 11'-6"; FLDTP; 4"P/6"P (28 RLRS) COMPLETE	740004																																													
	MOD.; MK4; S4; 11'-6"; FLDTP; 6"P (23 RLRS) COMPLETE	740014																																													
*	*2.5" AIRBAG CLAMP KIT (Items 9, 10, 12-16) sold as kit only	762001	1																																												
***	NOTE: As of January 1999, the track clip main channel is obsolete. The new main channel has an angled foot and no longer requires the clips 714011. Screws go right through the foot.																																														
PLEASE REFERENCE DRAWING MR000050 FOR ASSEMBLY																																															
THIS DRAWING AND/OR ITS SPECIFICATIONS ARE THE PROPERTY OF LOADING AUTOMATION, INC. AND MAY NOT BE REPRODUCED IN ANY MANNER NOR THE CONTENTS DIVULGED TO A THIRD PARTY WITHOUT THE WRITTEN CONSENT OF LOADING AUTOMATION, INC.																																															
<table><tr><td colspan="2"></td><td colspan="2"></td><td colspan="2"></td></tr><tr><td colspan="2">B</td><td colspan="2">ADDED MODULES 740004, 740009, 740014</td><td colspan="2">03/08/06 WIM</td></tr><tr><td colspan="2">A</td><td colspan="2">UPDATE ITEMS #2, #4, #20, #21, #26</td><td colspan="2">02/08/06 WIM</td></tr><tr><td>E.C.N.</td><td>LTR</td><td colspan="2">DESCRIPTION OF CHANGE</td><td>DATE</td><td>BY: CHK'D</td></tr><tr><td colspan="2" rowspan="2">DISTRIBUTED BY: </td><td colspan="2" rowspan="2">LOADING AUTOMATION INC. 3310 ENTERPRISE DR. WILMINGTON, NC 28405 TEL. 910-791-2125 FAX. 910-452-3889</td><td colspan="2">USE ONLY GENUINE HYDRAROLL PARTS </td></tr><tr><td colspan="2">DRAWN BY: CJD DATE: 7/22/03</td></tr><tr><td colspan="6">MK4, SER. 4; FLDTP; 1995-1998</td></tr><tr><td colspan="4">11'-6" MODULES (FOLDED)</td><td colspan="2">FILE NUMBER MR000050A</td></tr></table>										B		ADDED MODULES 740004, 740009, 740014		03/08/06 WIM		A		UPDATE ITEMS #2, #4, #20, #21, #26		02/08/06 WIM		E.C.N.	LTR	DESCRIPTION OF CHANGE		DATE	BY: CHK'D	DISTRIBUTED BY: 		LOADING AUTOMATION INC. 3310 ENTERPRISE DR. WILMINGTON, NC 28405 TEL. 910-791-2125 FAX. 910-452-3889		USE ONLY GENUINE HYDRAROLL PARTS 		DRAWN BY: CJD DATE: 7/22/03		MK4, SER. 4; FLDTP; 1995-1998						11'-6" MODULES (FOLDED)				FILE NUMBER MR000050A	
B		ADDED MODULES 740004, 740009, 740014		03/08/06 WIM																																											
A		UPDATE ITEMS #2, #4, #20, #21, #26		02/08/06 WIM																																											
E.C.N.	LTR	DESCRIPTION OF CHANGE		DATE	BY: CHK'D																																										
DISTRIBUTED BY: 		LOADING AUTOMATION INC. 3310 ENTERPRISE DR. WILMINGTON, NC 28405 TEL. 910-791-2125 FAX. 910-452-3889		USE ONLY GENUINE HYDRAROLL PARTS 																																											
				DRAWN BY: CJD DATE: 7/22/03																																											
MK4, SER. 4; FLDTP; 1995-1998																																															
11'-6" MODULES (FOLDED)				FILE NUMBER MR000050A																																											


ITEM NUMBER	DESCRIPTION	PART NUMBER	NUMBER REQUIRED
1A**	TOP PLATE; MARK 4, SERIES 4; FLD; FRONT (CLAMP) 6" PITCH (11 ROLLERS); 4-5/8" X 64" LG	741007	1
1B**	TOP PLATE; MARK 4, SERIES 4; FLD; FRONT (CLAMP) 4" PITCH (16 ROLLERS); 4-5/8" 64" LG	741015	1
2	TOP PLATE SCREW; 6mm x 16mm TORX DRIVE (T30)	943003	22
3A**	TOP PLATE; MARK 4, SERIES 4; FLD; REAR (INLET) 6" PITCH (10 ROLLERS); 4-5/8" X 59-1/2" LG	741006	1
3B**	TOP PLATE; MARK 4, SERIES 4; FLD; REAR (INLET) 4" PITCH (15 ROLLERS); 4-5/8" X 59-1/2" LG	741005	1
4	LOGO PLATE; MARK 4, SERIES 4, FLD; 4.625" WIDE X 2.5" LG	741012	1
5A	ROLLER CHANNEL ASSEMBLY; FRONT (CLAMP) 6" PITCH (11 RLRS)	742007	1
5B	ROLLER CHANNEL ASSEMBLY; FRONT (CLAMP) 4" PITCH (16 RLRS)	742003	1
6A	ROLLER CHANNEL ASSEMBLY; REAR (INLET) 6" PITCH (10 RLRS)	742006	1
6B	ROLLER CHANNEL ASSEMBLY; REAR (INLET) 4" PITCH (15 RLRS)	742005	1
7	ROLLER; MARK 4; 2" DIAMETER STANDARD	743002	21, 26, or 31
8	ROLLER PIN; MARK 4; 2-3/4" LG	743001	25, 30, or 35
9*	NUT; 8mm-20 FLANGED	KIT ONLY	2
10*	CLAMP PLATE; 2 1/2" WIDE	KIT ONLY	4
11	AIR BAG; MARK 17; 2 1/2" FLAT (same as MK4)	760006	10'-6"
12*	SCREW; 8mm-20 X 16mm	KIT ONLY	2
13*	NYLON LOCKNUT; 8mm	KIT ONLY	2
14*	SCREW; 8mm-20 X 30mm	KIT ONLY	2
15*	RUBBER INSERT PLUG; MARK 4; 2.5" W	763007	1
16*	AIR BAG TEE; 5/16" OD TUBE ENDS	763006	1
17	BLANKING PLUG; 5/16" OD	773009	AS REQ'D
18	NUT BAR; 6mm	944004	22
19	MAIN CHANNEL; ALUMINUM; 10'-6" MODULES see note below***	744013	1
20	SCREW; M5 x 11 POSI DRIVE	940027	8
22	TRACK FLANGE MOUNTING CLIP *** (not shown)	714011	AS REQ'D
23	AIRLINE GROMMET	714004	2
24	ACETAL STRIP; 2 -13/16" WIDE	714007	11'-6"
25	GUIDE ANGLE	743038	4
*	AIR BAG ASSEMBLY 2.5" WIDE FLAT, 10'6" LG (CONTAINS ITEMS # 9-16)	760008	1
**	** INCLUDES ITEMS 20, 21 AND 25 MOD.; MK4; S4; 10'-6"; FLDTP; 4"P (31 RLRS) COMPLETE MOD.; MK4; S4; 10'-6"; FLDTP; 4"P/6"P (26 RLRS) COMPLETE	740008 740006	
*	*2.5" AIRBAG CLAMP KIT (Items 9, 10, 12-16) sold as kit only	762001	1
<p>*** NOTE: As of January 1999, the track clip main channel is obsolete. The new main channel has an angled foot and no longer requires the clips 714011. Screws go right through the foot.</p> <p>PLEASE REFERENCE DRAWING MR000050 FOR ASSEMBLY</p> <p>THIS DRAWING AND/OR ITS SPECIFICATIONS ARE THE PROPERTY OF LOADING AUTOMATION, INC. AND MAY NOT BE REPRODUCED IN ANY MANNER NOR THE CONTENTS DIVULGED TO A THIRD PARTY WITHOUT THE WRITTEN CONSENT OF LOADING AUTOMATION, INC.</p>			
	B	UPDATED ITEM 19, WAS 74406	04/18/06 WIM
	A	UPDATE ITEMS #2, #4, #20, #21, #26	02/08/06 WIM
E.C.N.	LTR	DESCRIPTION OF CHANGE	DATE BY: CHK'D
DISTRIBUTED BY:		LOADING AUTOMATION INC. 3310 ENTERPRISE DR. WILMINGTON, NC 28405 TEL. 910-791-2125 FAX. 910-452-3889	USE ONLY GENUINE HYDRAROLL PARTS 
		DRAWN BY: CJD	DATE: 7/22/03
MK4, SER. 4; FLDTP; 1995-1998			
10'-6" MODULES (FOLDED)		FILE NUMBER	MR000050B



ITEM NUMBER	DESCRIPTION	PART NUMBER	NUMBER REQUIRED
1A**	TOP PLATE; MARK 4, SERIES 4; FLD; FRONT (CLAMP) 6" PITCH (8 ROLLERS); 4-5/8" X 46" LG	741018	1
1B**	TOP PLATE; MARK 4, SERIES 4; FLD; FRONT (CLAMP) 4" PITCH (11 ROLLERS); 4-5/8" 46" LG	741019	1
2	TOP PLATE SCREW; 6mm x 16mm TORX DRIVE (T30)	943003	20
3A**	TOP PLATE; MARK 4, SERIES 4; FLD; REAR (INLET) 6" PITCH (10 ROLLERS); 4-5/8" X 59-1/2" LG	741006	1
3B**	TOP PLATE; MARK 4, SERIES 4; FLD; REAR (INLET) 4" PITCH (15 ROLLERS); 4-5/8" X 59-1/2" LG	741005	1
4	LOGO PLATE; MARK 4, SERIES 4, FLD; 4.625" WIDE X 2.5" LG	741012	1
5A	ROLLER CHANNEL ASSEMBLY; FRONT (CLAMP) 6" PITCH (8 RLRS)	742011	1
5B	ROLLER CHANNEL ASSEMBLY; FRONT (CLAMP) 4" PITCH (11 RLRS)	742012	1
6A	ROLLER CHANNEL ASSEMBLY; REAR (INLET) 6" PITCH (10 RLRS)	742006	1
6B	ROLLER CHANNEL ASSEMBLY; REAR (INLET) 4" PITCH (15 RLRS)	742005	1
7	ROLLER; MARK 4; 2" DIAMETER STANDARD	743002	18 or 26
8	ROLLER PIN; MARK 4; 2-3/4" LG	743001	22 or 30
9*	NUT; 8mm-20 FLANGED	KIT ONLY	2
10*	CLAMP PLATE; 2 1/2" WIDE	KIT ONLY	4
11	AIR BAG; MARK 17; 2 1/2" FLAT (same as MK4)	760006	9'-0"
12*	SCREW; 8mm-20 X 16mm	KIT ONLY	2
13*	NYLON LOCKNUT; 8mm	KIT ONLY	2
14*	SCREW; 8mm-20 X 30mm	KIT ONLY	2
15*	RUBBER INSERT PLUG; MARK 4; 2.5" W	763007	1
16*	AIR BAG TEE; 5/16" OD TUBE ENDS	763006	1
17	BLANKING PLUG; 5/16" OD	773009	AS REQ'D
18	NUT BAR; 6mm	944004	20
19	MAIN CHANNEL; ALUMINUM; 9'-0" MODULES see note below***	744015	1
20	SCREW; M5 x 11 POSI DRIVE	940027	8
22	TRACK FLANGE MOUNTING CLIP *** (not shown)	714011	AS REQ'D
23	AIRLINE GROMMET	714004	2
24	ACETAL STRIP; 2 -13/16" WIDE	714007	10'-0"
25	GUIDE ANGLE	743038	4
*	AIR BAG ASSEMBLY 2.5" WIDE FLAT, 9'-0" LG (CONTAINS ITEMS # 9-16)	760004	1
**	** INCLUDES ITEMS 20, 21 AND 25 MOD.; MK4; S4; 9'-0"; FLDTP; 4"P (26 RLRS) COMPLETE MOD.; MK4; S4; 9'-0"; FLDTP; 4"P/6"P (18 RLRS) COMPLETE	740016 740017	
*	*2.5" AIRBAG CLAMP KIT (Items 9, 10, 12-16) sold as kit only	762001	1
<p>*** NOTE: As of January 1999, the track clip main channel is obsolete. The new main channel has an angled foot and no longer requires the clips 714011. Screws go right through the foot.</p> <p>PLEASE REFERENCE DRAWING MR000050 FOR ASSEMBLY</p> <p>THIS DRAWING AND/OR ITS SPECIFICATIONS ARE THE PROPERTY OF LOADING AUTOMATION, INC. AND MAY NOT BE REPRODUCED IN ANY MANNER NOR THE CONTENTS DIVULGED TO A THIRD PARTY WITHOUT THE WRITTEN CONSENT OF LOADING AUTOMATION, INC.</p>			
	B	UPDATED ITEM 19, WAS 74407	04/18/06 WIM
	A	UPDATE ITEMS #2,#4,#20,#21,#26	02/08/06 WIM
E.C.N.	LTR	DESCRIPTION OF CHANGE	DATE BY: CHK'D
DISTRIBUTED BY:		LOADING AUTOMATION INC. 3310 ENTERPRISE DR. WILMINGTON, NC 28405 TEL. 910-791-2125 FAX. 910-452-3889	USE ONLY GENUINE HYDRAROLL PARTS 
		DRAWN BY: CJD	DATE: 7/22/03
MK4, SER. 4; FLDTP; 1995-1998			
9'-0" MODULES (FOLDED)		FILE NUMBER	MR000050C




***MARK 4, SERIES 4 w/  
HEAVY-DUTY TOP PLATES***



**Sold and Serviced by:**

**LOADING  
AUTOMATION, INC.  
WILMINGTON, NC  
(910) 791-2125  
FAX (910) 452-3889  
800-264-3184**





ITEM NUMBER	DESCRIPTION	PART NUMBER	NUMBER REQUIRED
1A**	TOP PLATE; MARK 4, SERIES 4; FRONT (CLAMP) 6" PITCH (11 RLRS); 4-5/16" W X 64" LG X 1/4" THK	741024	1
1B**	TOP PLATE; MARK 4, SERIES 4; FRONT (CLAMP) 4" PITCH (16 RLRS); 4-5/16" W 64" LG X 1/4" THK	741025	1
2	TOP PLATE SCREW; 6mm x 15mm TORX DRIVE (T30)	943003	26
3A**	TOP PLATE; MARK 4, SERIES 4; REAR (INLET) 6" PITCH (10 RLRS); 4-5/16" W X 59-1/2" LG X 1/4" THK	741026	1
3B**	TOP PLATE; MARK 4, SERIES 4; REAR (INLET) 4" PITCH (15 RLRS); 4-5/16" W X 59-1/2" LG X 1/4" THK	741027	1
4	LOGO PLATE; MARK 4, SERIES 4, 6" WIDE 4 5/16" W X 2 1/2" LG X 1/4" THK	741028	1
5A	RCA FRONT (CLAMP); 6" PITCH (11 ROLLERS)	742007	1
5B	RCA FRONT (CLAMP); 4" PITCH (16 ROLLERS)	742003	1
6A	RCA REAR (INLET); 6" PITCH (10 ROLLERS)	742006	1
6B	RCA REAR (INLET); 4" PITCH (15 ROLLERS)	742005	1
7	ROLLER; MARK 4; 2" DIAMETER STANDARD	743002	23, 28, or 34
8	ROLLER PIN; MARK 4; 2-3/4" LG	743001	27, 30, or 38
9	NUT; 8mm-20 FLANGED	KIT ONLY	
10	CLAMP PLATE (AIR BAG)	KIT ONLY	
11	AIR BAG; ROLL FORM; 2.5" FLAT	760006	11'-6"
12	SCREW; 8mm-20 x 16mm LG	KIT ONLY	2
13	NYLON LOCKNUT; 8mm	KIT ONLY	2
14	SCREW; 8mm-20 x 30mm	KIT ONLY	2
15	RUBBER INSERT PLUG; MARK 4; 2.5" W	763007	1
16	AIR BAG TEE; 5/16" OD TUBE ENDS	763006	1
17	BLANKING PLUG; 5/16" OD	773009	AS REQ'D
18	NUT BAR; 6mm	944004	26
19	MAIN CHANNEL; ALUMINUM; 11'-6" MODULES see note below***	744005	1
20	SCREW; M5 x 11 POSI DRIVE	940027	12
23	AIRLINE GROMMET	714004	2
24	ACETAL STRIP; .02 X 2-13/16	714007	12'-6"
25	GUIDE ANGLE	741038	6
		760009	1
	NOT SHOWN:		
	TOP PLATE; SHORT 6" PITCH (2 RLRS); 4-5/8" X 12" LG	741011	1
	TOP PLATE; SHORT 4" PITCH (3 RLRS); 4-5/8" X 12" LG	741017	1
	ROLLER CRADLE ASSEMBLY; SHORT 6" PITCH (2 RLRS)	742004	1
	ROLLER CRADLE ASSEMBLY; SHORT 4" PITCH (3 RLRS)	742010	1
	AIR BAG ASSY; 2.5" W x 11' 6" L (CONTAINS ITEMS #9-16)	760009	1
*	2.5" AIRBAG CLAMP KIT (Items 9, 10, 12-16) sold as kit only	762001	1
**	INCLUDES ITEMS 20 AND 25		
*** NOTE: As of January 1999, the track clip main channel is obsolete. The new main channel has an angled foot and longer requires the clips 714011. Screws go right through the foot.			
PLEASE REFERENCE DRAWING MR000051 FOR ASSEMBLY			
THIS DRAWING AND/OR ITS SPECIFICATIONS ARE THE PROPERTY OF LOADING AUTOMATION, INC. AND MAY NOT BE REPRODUCED IN ANY MANNER NOR THE CONTENTS DIVULGED TO A THIRD PARTY WITHOUT THE WRITTEN CONSENT OF LOADING AUTOMATION, INC.			
E.C.N.	A	UPDATED ITEM #20, REMOVED ITEM #21/#26	2/8/06
LTR		DESCRIPTION OF CHANGE	WIM
DISTRIBUTED BY:		LOADING AUTOMATION INC. 3310 ENTERPRISE DR. WILMINGTON, NC 28405 TEL. 910-791-2125 FAX. 910-452-3889	USE ONLY GENUINE HYDRAROLL PARTS 
		DRAWN BY: CDJ	DATE: 7/22/03
		MK4, SER. 4; HDTP; 1995-1998	
		FILE NUMBER	MR000051A
		11'-6" MODULES	

ITEM NUMBER	DESCRIPTION	PART NUMBER	NUMBER REQUIRED
1A**	TOP PLATE; MARK 4, SERIES 4; FRONT (CLAMP) 6" PITCH (11 RLRS); 4-5/16" W X 64" LG X 1/4" THK	741024	1
1B**	TOP PLATE; MARK 4, SERIES 4; FRONT (CLAMP) 4" PITCH (16 RLRS); 4-5/16" W 64" LG X 1/4" THK	741025	1
2	TOP PLATE SCREW; 6mm x 15mm TORX DRIVE (T30)	943003	22
3A**	TOP PLATE; MARK 4, SERIES 4; REAR (INLET) 6" PITCH (10 RLRS); 4-5/16" W X 59-1/2" LG X 1/4" THK	741026	1
3B**	TOP PLATE; MARK 4, SERIES 4; REAR (INLET) 4" PITCH (15 RLRS); 4-5/16" W X 59-1/2" LG X 1/4" THK	741027	1
4	LOGO PLATE; MARK 4, SERIES 4, 6" WIDE 4 5/16" W X 2 1/2" LG X 1/4" THK	741028	1
5A	RCA FRONT (CLAMP); 6" PITCH (11 ROLLERS)	742007	1
5B	RCA FRONT (CLAMP); 4" PITCH (16 ROLLERS)	742003	1
6A	RCA REAR (INLET); 6" PITCH (10 ROLLERS)	742006	1
6B	RCA REAR (INLET); 4" PITCH (15 ROLLERS)	742005	1
7	ROLLER; MARK 4; 2" DIAMETER STANDARD	743002	21, 26, or 31
8	ROLLER PIN; MARK 4; 2-3/4" LG	743001	25, 30, or 35
9*	NUT; 8mm-20 FLANGED	KIT ONLY	2
10*	CLAMP PLATE (air bag)	KIT ONLY	4
11	AIR BAG; ROLL FORM; 2.5" FLAT	760006	10'-6"
12*	SCREW; 8mm-20 x 16mm LG	KIT ONLY	2
13*	NYLON LOCKNUT; 8mm	KIT ONLY	2
14*	SCREW; 8mm-20 x 30mm	KIT ONLY	2
15*	RUBBER INSERT PLUG; MARK 4; 2.5" W	763007	1
16*	AIR BAG TEE; 5/16" OD TUBE ENDS	763006	1
17	BLANKING PLUG; 5/16" OD	773009	AS REQ'D
18	NUT BAR; 6mm	944004	22
19	MAIN CHANNEL; ALUMINUM; 10'-6" MODULES SEE NOTE***	744013	1
20	SCREW; M5 x 11 POSI DRIVE	940027	8
23	AIRLINE GROMMET	714004	2
24	ACETAL STRIP; .02 X 2-13/16	714007	11'-6"
25	GUIDE ANGLE	741038	4
	AIR BAG ASSEMBLY; 2.5" W x 10' 6" L (CONTAINS ITEMS # 9-16)	760008	1
*	2.5" AIRBAG CLAMP KIT (Items 9, 10, 12-16) sold as kit only	762001	1
**	INCLUDES ITEMS 20, AND 25		
***	NOTE: As of January 1999, the track clip main channel is obsolete. The new main channel has an angled foot and no longer requires the clips 714011. Screws go right through the foot.		

PLEASE REFERENCE DRAWING MR000051 FOR ASSEMBLY


THIS DRAWING AND/OR ITS SPECIFICATIONS ARE THE PROPERTY OF LOADING AUTOMATION, INC. AND MAY NOT BE REPRODUCED IN ANY MANNER NOR THE CONTENTS DIVULGED TO A THIRD PARTY WITHOUT THE WRITTEN CONSENT OF LOADING AUTOMATION, INC.

A		UPDATED ITEM #20, REMOVED ITEM #21/#26		02/08/06	WIM	
E.C.N.	LTR	DESCRIPTION OF CHANGE		DATE	BY:	CHK'D
DISTRIBUTED BY:		 LOADING AUTOMATION INC. 3310 ENTERPRISE DR. WILMINGTON, NC 28405 TEL. 910-791-2125 FAX. 910-452-3889		USE ONLY GENUINE HYDRAROLL PARTS 		
		DRAWN BY: CDJ		DATE: 7/22/03		
MK4, SER. 4; HDTP; 1995-1998						
10'-6" MODULES				FILE NUMBER MR000051B		

ITEM NUMBER	DESCRIPTION	PART NUMBER	NUMBER REQUIRED
1A**	TOP PLATE; MARK 4, SERIES 4; FRONT (CLAMP) 6" PITCH (8 RLRS); 4-5/16" W X 46" LG X 1/4" THK	741031	1
1B**	TOP PLATE; MARK 4, SERIES 4; FRONT (CLAMP) 4" PITCH (11 RLRS); 4-5/16" W 46" LG X 1/4" THK	741032	1
2	TOP PLATE SCREW; 6mm x 15mm TORX DRIVE (T30)	943003	20
3A**	TOP PLATE; MARK 4, SERIES 4; REAR (INLET) 6" PITCH (10 RLRS); 4-5/16" W X 59-1/2" LG X 1/4" THK	741026	1
3B**	TOP PLATE; MARK 4, SERIES 4; REAR (INLET) 4" PITCH (15 RLRS); 4-5/16" W X 59-1/2" LG X 1/4" THK	741027	1
4	LOGO PLATE; MARK 4, SERIES 4, 6" WIDE 4 5/16" W X 2 1/2" LG X 1/4" THK	741028	1
5A	RCA FRONT (CLAMP); 6" PITCH (8 ROLLERS)	742011	1
5B	RCA FRONT (CLAMP); 4" PITCH (11 ROLLERS)	742012	1
6A	RCA REAR (INLET); 6" PITCH (10 ROLLERS)	742006	1
6B	RCA REAR (INLET); 4" PITCH (15 ROLLERS)	742005	1
7	ROLLER; MARK 4; 2" DIAMETER STANDARD	743002	19 or 28
8	ROLLER PIN; MARK 4; 2-3/4" LG	743001	23 or 32
9*	NUT; 8mm-20 FLANGED	KIT ONLY	2
10*	CLAMP PLATE (air bag)	KIT ONLY	4
11	AIR BAG; ROLL FORM; 2.5" FLAT	760006	9'-0"
12*	SCREW; 8mm-20 x 16mm LG	KIT ONLY	2
13*	NYLON LOCKNUT; 8mm	KIT ONLY	2
14*	SCREW; 8mm-20 x 30mm	KIT ONLY	2
15*	RUBBER INSERT PLUG; MARK 4; 2.5" W	763007	1
16*	AIR BAG TEE; 5/16" OD TUBE ENDS	763006	1
17	BLANKING PLUG; 5/16" OD	773009	AS REQ'D
18	NUT BAR; 6mm	944004	20
19	MAIN CHANNEL; ALUMINUM; 9'-0" MODULES SEE NOTE***	744015	1
20	SCREW; M5 x 11 POSI DRIVE	940027	8
23	AIRLINE GROMMET	714004	2
24	ACETAL STRIP; .02 X 2-13/16	714007	10'-0"
25	GUIDE ANGLE	741038	4
	AIR BAG ASSEMBLY; 2.5" W x 9'-0" L (CONTAINS ITEMS # 9-16)	760004	1
*	2.5" AIRBAG CLAMP KIT (ITEMS 9, 10, 12-16) sold as kit only	762001	1
**	INCLUDES ITEMS 20, AND 25		
***	NOTE: As of January 1999, the track clip main channel is obsolete. The new main channel has an angled foot and no longer requires the clips 714011. Screws go right through the foot.		


PLEASE REFERENCE DRAWING MR000051 FOR ASSEMBLY

THIS DRAWING AND/OR ITS SPECIFICATIONS ARE  
THE PROPERTY OF LOADING AUTOMATION, INC. AND  
MAY NOT BE REPRODUCED IN ANY MANNER NOR THE  
CONTENTS DIVULGED TO A THIRD PARTY WITHOUT THE  
WRITTEN CONSENT OF LOADING AUTOMATION, INC.

	A	UPDATED ITEM #20, REMOVED ITEM #21/#26	02/08/06	WIM	
E.C.N.	LTR	DESCRIPTION OF CHANGE	DATE	BY:	CHK'D
DISTRIBUTED BY:		LOADING AUTOMATION INC. 3310 ENTERPRISE DR. WILMINGTON, NC 28405 TEL. 910-791-2125 FAX. 910-452-3889	USE ONLY GENUINE HYDRAROLL PARTS 		
			DRAWN BY: CDJ	DATE: 7/22/03	
MK4, SER. 4; HDTP; 1995-1998					
9'-0" MODULES			FILE NUMBER MR000051C		



*MARK 4, SERIES 5 w/  
QUICK RELEASE TOP PLATES*





**Sold and Serviced by:**


**LOADING  
AUTOMATION, INC.  
WILMINGTON, NC  
(910) 791-2125  
FAX (910) 452-3889  
800-264-3184**



THIS DRAWING AND/OR ITS SPECIFICATIONS ARE THE PROPERTY OF LOADING AUTOMATION, INC. AND MAY NOT BE REPRODUCED IN ANY MANNER WITHOUT THE WRITTEN CONSENT OF LOADING AUTOMATION, INC.


A		ITEM #21 WAS #24	2/6/06	WIM	
E.C.N.	LTR	DESCRIPTION OF CHANGE	DATE	BY	CHK'D
DISTRIBUTED BY:		LOADING AUTOMATION, INC. 3310 ENTERPRISE DR. WILMINGTON, NC 28405 TEL. 910-791-2125 FAX. 910-452-3889	USE ONLY GENUINE HYDRAROLL PARTS		


CAD DWG FILE NAME MR000071		A		ITEM #21 WAS #24		2/6/06		WIN	
E.C.N.		LTR		DESCRIPTION OF CHANGE		DATE		BY	
<u>TOLERANCES</u> <u>UNLESS OTHERWISE</u> <u>SPECIFIED</u>		DISTRIBUTED BY: 		LOADING AUTOMATION, INC. 3310 ENTERPRISE DR. WILMINGTON, NC 28405  TEL. 910-791-2125 FAX. 910-452-3889		USE ONLY GENUINE HYDRAROLIC PARTS  			
.XX ±		SCALE: N/A		APPROVED BY:		DRAWN BY: RJF			
.XXX ±		DATE: 11/17/02		E.C.N.:		ISSUED			
ANGLES ±		MK 4, SER. 5; QRTP; 1998-PRESENT							
DO NOT SCALE DRAWING				DRAWING NUMBER MR000071					



ITEM NUMBER	DESCRIPTION	PART NUMBER	NUMBER REQUIRED
1A**	TOP PLATE; MARK 4, SERIES 5; FRONT (CLAMP); QUICK RELEASE 4 3/8" W x 61 3/4" L; 6 1/2" PITCH (10 ROLLERS)	741045	1
1B**	TOP PLATE; MARK 4, SERIES 5; FRONT (CLAMP); QUICK RELEASE 4 3/8" W x 61 3/4" L; 4 1/2" PITCH (14 ROLLERS)	741044	1
2	TOP PLATE SCREW; 6mm x 15mm TORX DRIVE (T30)	943003	9
3A**	TOP PLATE; MARK 4, SERIES 5; FRONT (CLAMP); QUICK RELEASE 4 3/8" W x 61 3/4" L; 6 1/2" PITCH (10 ROLLERS)	741045	1
3B**	TOP PLATE; MARK 4, SERIES 5; FRONT (CLAMP); QUICK RELEASE 4 3/8" W x 61 3/4" L; 4 1/2" PITCH (14 ROLLERS)	741044	1
4	LOGO PLATE; MARK 4, SERIES 5; QUICK RELEASE 4-3/8" W x 2-3/8" L	741043	1
5A	ROLLER CHANNEL ASSY; FRONT (CLAMP); 4.5" PITCH (14 RLRS)	742020	1
5B	ROLLER CHANNEL ASSY; FRONT (CLAMP); 6.5" PITCH (10 RLRS)	742021	1
6A	ROLLER CHANNEL ASSY; REAR (INLET); 4.5" PITCH (14 RLRS)	742020	1
6B	ROLLER CHANNEL ASSY; REAR (INLET); 6.5" PITCH (10 RLRS)	742021	1
7	ROLLER; MARK 4; 2" DIAMETER STANDARD	743002	22 or 31
8	ROLLER PIN; MARK 4; 2-3/4" LG	743001	25 or 34
9*	NUT; 8mm-20 FLANGED	KIT ONLY	2
10*	CLAMP PLATE (air bag)	KIT ONLY	4
11	AIR BAG; ROLL FORM; 2.5" FLAT	760006	11'-6"
12*	SCREW; 8mm-20 x 16mm LG	KIT ONLY	2
13*	NYLON LOCKNUT; 8mm	KIT ONLY	2
14*	SCREW; 8mm-20 x 30mm	KIT ONLY	2
15*	RUBBER INSERT PLUG; MARK 4; 2.5" W	763007	1
16*	AIR BAG TEE; 5/16" OD TUBE ENDS	763006	1
17	BLANKING PLUG; 5/16" OD	773009	AS REQ'D
18	NUT BAR; 6mm	944004	11
19	MAIN CHANNEL; MK4, S5; ALUMINUM; 10'-6" MODULES SEE NOTE***	744014	1
20	SCREW; M5 x 11 POSI DRIVE	940027	12
21	GUIDE ANGLE	741038	6
22	AIRLINE GROMMET	714004	2
23	ACETAL STRIP; .02" X 2-13/16"	714007	12'-6"
NOT SHOWN:			
	** TOP PLATE; MARK 4, SERIES 5; QUICK RELEASE 4 3/8" W x 12" L; 6 1/2" PITCH (2 ROLLERS)	741048	1
	** TOP PLATE; MARK 4, SERIES 5; QUICK RELEASE 4 3/8" W x 12" L; 4 1/2" PITCH (3 ROLLERS)	741049	1
	ROLLER CHANNEL ASSY; 6.5" PITCH (2 RLRS)	742025	1
	ROLLER CHANNEL ASSY; 4.5" PITCH (3 RLRS)	742024	1
	AIR BAG ASSEMBLY; 2.5" W x 11' 6" L (CONTAINS ITEMS # 9-16)	760009	1
	MODULE; MK4, S5; 11'-6" L; 6.5" PITCH; QRTP (COMPLETE)	740054	
	MODULE; MK4, S5; 11'-6" L; 4.5" PITCH; QRTP (COMPLETE)	740060	
*	2.5" AIRBAG CLAMP KIT (ITEMS 9, 10, 12-16) sold as kit only	762001	1
**	INCLUDES ITEMS 20, AND 21		
***	NOTE: As of January 1999, the track clip main channel is obsolete. The new main channel has an angled foot and no longer requires the clips 714011. Screws go right through the foot.		
PLEASE REFERENCE DRAWING MR000071 FOR ASSEMBLY			
THIS DRAWING AND/OR ITS SPECIFICATIONS ARE THE PROPERTY OF LOADING AUTOMATION, INC. AND MAY NOT BE REPRODUCED IN ANY MANNER NOR THE CONTENTS DIVULGED TO A THIRD PARTY WITHOUT THE WRITTEN CONSENT OF LOADING AUTOMATION, INC.			
	A	ADDED MODULE & RCA NUMBERS PT#S	01/25/06 RJF
E.C.N.	LTR	DESCRIPTION OF CHANGE	DATE BY: CHK'D
DISTRIBUTED BY:		LOADING AUTOMATION INC. 3310 ENTERPRISE DR. WILMINGTON, NC 28405 TEL. 910-791-2125 FAX. 910-452-3889	USE ONLY GENUINE HYDRAROLL PARTS 
		DRAWN BY: RJF	DATE: 11/15/02
MK4, SER.5; QRTP; 1998-PRESENT			
11'-6" MODULES		FILE NUMBER	MR000071A

ITEM NUMBER	DESCRIPTION	PART NUMBER	NUMBER REQUIRED
1A**	TOP PLATE; MARK 4, SERIES 5; FRONT (CLAMP); QUICK RELEASE 4 3/8" W x 61 3/4" L; 6 1/2" PITCH (10 ROLLERS)	741045	1
1B**	TOP PLATE; MARK 4, SERIES 5; FRONT (CLAMP); QUICK RELEASE 4 3/8" W x 61 3/4" L; 4 1/2" PITCH (14 ROLLERS)	741044	1
2	TOP PLATE SCREW; 6mm x 15mm TORX DRIVE (T30)	943003	9
3A**	TOP PLATE; MARK 4, SERIES 5; FRONT (CLAMP); QUICK RELEASE 4 3/8" W x 61 3/4" L; 6 1/2" PITCH (10 ROLLERS)	741045	1
3B**	TOP PLATE; MARK 4, SERIES 5; FRONT (CLAMP); QUICK RELEASE 4 3/8" W x 61 3/4" L; 4 1/2" PITCH (14 ROLLERS)	741044	1
4	LOGO PLATE; MARK 4, SERIES 5; QUICK RELEASE 4-3/8" W x 2-3/8" L	741043	1
5A	ROLLER CHANNEL ASSY; FRONT (CLAMP); 4.5" PITCH (14 RLRS)	742020	1
5B	ROLLER CHANNEL ASSY; FRONT (CLAMP); 6.5" PITCH (10 RLRS)	742021	1
6A	ROLLER CHANNEL ASSY; REAR (INLET); 4.5" PITCH (14 RLRS)	742020	1
6B	ROLLER CHANNEL ASSY; REAR (INLET); 6.5" PITCH (10 RLRS)	742021	1
7	ROLLER; MARK 4; 2" DIAMETER STANDARD	743002	20, 24, or 28
8	ROLLER PIN; MARK 4; 2-3/4" LG	743001	22, 26, or 30
9*	NUT; 8mm-20 FLANGED	KIT ONLY	2
10*	CLAMP PLATE (air bag)	KIT ONLY	4
11	AIR BAG; ROLL FORM; 2.5" FLAT	760006	10'-6"
12*	SCREW; 8mm-20 x 16mm LG	KIT ONLY	2
13*	NYLON LOCKNUT; 8mm	KIT ONLY	2
14*	SCREW; 8mm-20 x 30mm	KIT ONLY	2
15*	RUBBER INSERT PLUG; MARK 4; 2.5" W	763007	1
16*	AIR BAG TEE; 5/16" OD TUBE ENDS	763006	1
17	BLANKING PLUG; 5/16" OD	773009	AS REQ'D
18	NUT BAR; 6mm	944004	9
19	MAIN CHANNEL; M4, S5; ALUMINUM; 10'-6" MODULES SEE NOTE***	744012	1
20	SCREW; M5 x 11 POSI DRIVE	940027	8
21	GUIDE ANGLE	741038	4
22	AIRLINE GROMMET	714004	2
23	ACETAL STRIP; .02 X 2-13/16	714007	11'-6"
	AIR BAG ASSEMBLY; 2.5" W x 10' 6" L (CONTAINS ITEMS # 9-16)	760008	1
	MODULE; MK4, S5; 10'-6" L; 4.5" PITCH; QRTP (COMPLETE)	740047	
	MODULE; MK4, S5; 10'-6" L; 4.5"/6.5" PITCH; QRTP (COMPLETE)	740048	
	MODULE; MK4, S5; 10'-6" L; 4.5" PITCH; QRTP (COMPLETE)	740070	
*	2.5" AIRBAG CLAMP KIT (ITEMS 9, 10, 12-16) sold as kit only	762001	1
**	INCLUDES ITEMS 20, AND 21		
***	NOTE: As of January 1999, the track clip main channel is obsolete. The new main channel has an angled foot and no longer requires the clips 714011. Screws go right through the foot.		
PLEASE REFERENCE DRAWING MR000071 FOR ASSEMBLY			
THIS DRAWING AND/OR ITS SPECIFICATIONS ARE THE PROPERTY OF LOADING AUTOMATION, INC. AND MAY NOT BE REPRODUCED IN ANY MANNER NOR THE CONTENTS DIVULGED TO A THIRD PARTY WITHOUT THE WRITTEN CONSENT OF LOADING AUTOMATION, INC.			
E.C.N.	A	ADDED MODULE & RCA NUMBERS PT#S	01/25/06
LTR		DESCRIPTION OF CHANGE	DATE
DISTRIBUTED BY:		LOADING AUTOMATION INC. 3310 ENTERPRISE DR. WILMINGTON, NC 28405 TEL. 910-791-2125 FAX. 910-452-3889	USE ONLY GENUINE HYDRAROLL PARTS
			
		DRAWN BY: RJF	DATE: 11/15/02
MK4, SER.5; QRTP; 1998-PRESENT			
10'-6" MODULES		FILE NUMBER	MR000071B



ITEM NUMBER	DESCRIPTION	PART NUMBER	NUMBER REQUIRED
1A**	TOP PLATE; MARK 4, SERIES 5; FRONT; QUICK RELEASE 4 3/8" W x 43 3/4" L; 6 1/2" PITCH (7 ROLLERS)	741046	1
1B**	TOP PLATE; MARK 4, SERIES 5; FRONT; QUICK RELEASE 4 3/8" W x 43 3/4" L; 4 1/2" PITCH (10 ROLLERS)	741053	1
2	TOP PLATE SCREW; 6mm x 15mm TORX DRIVE (T30)	943003	8
3A**	TOP PLATE; MARK 4, SERIES 5; REAR; QUICK RELEASE 4 3/8" W x 61 3/4" L; 6 1/2" PITCH (10 ROLLERS)	741045	1
3B**	TOP PLATE; MARK 4, SERIES 5; REAR; QUICK RELEASE 4 3/8" W x 61 3/4" L; 4 1/2" PITCH (14 ROLLERS)	741044	1
4	LOGO PLATE; MARK 4, SERIES 4, 6" WIDE 4-3/8" W x 2-3/8" L	741043	1
5A	ROLLER CHANNEL ASSY; FRONT (CLAMP); 6.5" PITCH (7 RLRS)	742022	1
5B	ROLLER CHANNEL ASSY; FRONT (CLAMP); 4.5" PITCH (10 RLRS)	742053	1
6A	ROLLER CHANNEL ASSY; REAR (INLET); 6.5" PITCH (10 RLRS)	742021	1
6B	ROLLER CHANNEL ASSY; REAR (INLET); 4.5" PITCH (14 RLRS)	742020	1
7	ROLLER; MARK 4; 2" DIAMETER STANDARD	743002	17, 21, or 24
8	ROLLER PIN; MARK 4; 2-3/4" LG	743001	19 or 26
9*	NUT; 8mm-20 FLANGED	KIT ONLY	2
10*	CLAMP PLATE (air bag)	KIT ONLY	4
11	AIR BAG; ROLL FORM; 2.5" FLAT	760006	9'-0"
12*	SCREW; 8mm-20 x 16mm LG	KIT ONLY	2
13*	NYLON LOCKNUT; 8mm	KIT ONLY	2
14*	SCREW; 8mm-20 x 30mm	KIT ONLY	2
15*	RUBBER INSERT PLUG; MARK 4; 2.5" W	763007	1
16*	AIR BAG TEE; 5/16" OD TUBE ENDS	763006	1
17	BLANKING PLUG; 5/16" OD	773009	AS REQ'D
18	NUT BAR; 6mm	944004	8
19	MAIN CHANNEL; MK4 S5; ALUMINUM; 9'-0" MODULES SEE NOTE***	744021	1
20	SCREW; M5 X 11 POSI DRIVE	940027	8
21	GUIDE ANGLE	741038	4
22	AIRLINE GROMMET	714004	2
23	ACETAL STRIP; .02" X 2-13/16"	714007	10'-0"
	NOT SHOWN:		
	MODULE; MK4, S5; 9' L; 6.5" PITCH; QRTP (COMPLETE)	740049	1
	MODULE; MK4, S5; 9' L; 4.5" PITCH; QRTP (COMPLETE)	740082	1
	MODULE; MK4, S5; 9' L; 4.5"/6.5" PITCH; QRTP (COMPLETE)	740073	1
	AIR BAG ASSEMBLY; 2.5" W X 9'-0" L (CONTAINS ITEMS # 9-16)	760004	1
*	2.5" AIRBAG CLAMP KIT (ITEMS 9, 10, 12-16) sold as kit only	762001	1
**	INCLUDES ITEMS 20, AND 25		
***	NOTE: As of January 1999, the track clip main channel is obsolete. The new main channel has an angled foot and no longer requires the clips 714011. Screws go right through the foot.		
PLEASE REFERENCE DRAWING MR000071 FOR ASSEMBLY			
THIS DRAWING AND/OR ITS SPECIFICATIONS ARE THE PROPERTY OF LOADING AUTOMATION, INC. AND MAY NOT BE REPRODUCED IN ANY MANNER NOR THE CONTENTS DIVULGED TO A THIRD PARTY WITHOUT THE WRITTEN CONSENT OF LOADING AUTOMATION, INC.			
	A	UPDATED ITEM #20, REMOVED ITEM #21/#26	02/08/06 WIM
E.C.N.	LTR	DESCRIPTION OF CHANGE	DATE BY: CHK'D
DISTRIBUTED BY:		LOADING AUTOMATION INC. 3310 ENTERPRISE DR. WILMINGTON, NC 28405 TEL. 910-791-2125 FAX. 910-452-3889	USE ONLY GENUINE HYDRAROLL PARTS 
		DRAWN BY: CDJ	DATE: 7/22/03
MK4, SER 5; QRTP; 1998-PRESENT			
9'-0" MODULES		FILE NUMBER	MR000071C




ITEM NUMBER	DESCRIPTION	PART NUMBER	NUMBER REQUIRED	
1	DOES NOT APPLY TO THIS LENGTH MODULE			
2	TOP PLATE SCREW; 6mm x 15mm TORX DRIVE (T30)	943003	4	
3**	TOP PLATE; MARK 4, SERIES 5; QUICK RELEASE 4 3/8" W x 59 3/8" L; 4 1/2" PITCH (13 ROLLERS)	741055	1	
4	LOGO PLATE; MARK 4, SERIES 4, 6" WIDE 4-3/8" W x 2-3/8" L	741043	1	
5	DOES NOT APPLY TO THIS LENGTH MODULE			
6	ROLLER CHANNEL ASSY; 4.5" PITCH (13 ROLLERS)	742055	1	
7	ROLLER; MARK 4; 2" DIAMETER STANDARD	743002	13	
8	ROLLER PIN; MARK 4; 2-3/4" LG	743001	14	
9*	NUT; 8mm-20 FLANGED	KIT ONLY	2	
10*	CLAMP PLATE (air bag)	KIT ONLY	4	
11	AIR BAG; ROLL FORM; 2.5" FLAT	760006	5'-2"	
12*	SCREW; 8mm-20 x 16mm LG	KIT ONLY	2	
13*	NYLON LOCKNUT; 8mm	KIT ONLY	2	
14*	SCREW; 8mm-20 x 30mm	KIT ONLY	2	
15*	RUBBER INSERT PLUG; MARK 4; 2.5" W	763007	1	
16*	AIR BAG TEE; 5/16" OD TUBE ENDS	763006	1	
17	BLANKING PLUG; 5/16" OD	773009	AS REQ'D	
18	NUT BAR; 6mm	944004	4	
19	MAIN CHANNEL; MK4 S5; ALUMINUM; 5'-2" MODULES SEE NOTE***	744029	1	
20	SCREW; M5 X 11 POSI DRIVE	940027	4	
21	GUIDE ANGLE	741038	2	
22	AIRLINE GROMMET	714004	2	
23	ACETAL STRIP; .02" X 2-13/16"	714007	6'-2"	
	NOT SHOWN:			
	5'-2" MODULE w/4.5" PITCH (13 ROLLERS)	740078	1	
	AIR BAG ASSEMBLY; 2.5" W X 5'-2" L (CONTAINS ITEMS # 9-16)	760000	1	
*	2.5" AIRBAG CLAMP KIT (ITEMS 9, 10, 12-16) sold as kit only	762001	1	
**	INCLUDES ITEMS 20, AND 25			
***	NOTE: As of January 1999, the track clip main channel is obsolete. The new main channel has an angled foot and no longer requires the clips 714011. Screws go right through the foot.			
PLEASE REFERENCE DRAWING MR000071 FOR ASSEMBLY				
THIS DRAWING AND/OR ITS SPECIFICATIONS ARE THE PROPERTY OF LOADING AUTOMATION, INC. AND MAY NOT BE REPRODUCED IN ANY MANNER NOR THE CONTENTS DIVULGED TO A THIRD PARTY WITHOUT THE WRITTEN CONSENT OF LOADING AUTOMATION, INC.				
E.C.N.	A	UPDATED ITEM #20, REMOVED ITEM #21/#26	02/08/06	WIM
LTR		DESCRIPTION OF CHANGE	DATE	BY: CHK'D
DISTRIBUTED BY:		LOADING AUTOMATION INC. 3310 ENTERPRISE DR. WILMINGTON, NC 28405 TEL. 910-791-2125 FAX. 910-452-3889	USE ONLY GENUINE HYDRAROLL PARTS 	
		DRAWN BY: RJF	DATE: 11/15/02	
MK5, SER 5; QRTF; 1998-PRESENT				
5'-2" MODULES			FILE NUMBER MR000071D	


ITEM NUMBER	DESCRIPTION	PART NUMBER	NUMBER REQUIRED
1	DOES NOT APPLY TO THIS LENGTH MODULE		
2	TOP PLATE SCREW; 6mm x 15mm TORX DRIVE (T30)	943003	4
3A**	TOP PLATE; MARK 4, SERIES 5; QUICK RELEASE 4 3/8" W x 45 5/8" L; 6 1/2" PITCH (7 ROLLERS)	741051	1
3B**	TOP PLATE; MARK 4, SERIES 5; QUICK RELEASE 4 3/8" W x 45 5/8" L; 4 1/2" PITCH (10 ROLLERS)	741050	1
4	LOGO PLATE; MARK 4, SERIES 4, 6" WIDE 4-3/8" W x 2-3/8" L	741043	1
5	DOES NOT APPLY TO THIS LENGTH MODULE		
6A	ROLLER CHANNEL ASSY; MK4, S5; 6.5" PITCH (7 ROLLERS)	742051	1
6B	ROLLER CHANNEL ASSY; MK4, S5; 4.5" PITCH (10 ROLLERS)	742050	1
7	ROLLER; MARK 4; 2" DIAMETER STANDARD	743002	7 or 10
8	ROLLER PIN; MARK 4; 2-3/4" LG	743001	8 or 11
9*	NUT; 8mm-20 FLANGED	KIT ONLY	2
10*	CLAMP PLATE (air bag)	KIT ONLY	4
11	AIR BAG; ROLL FORM; 2.5" FLAT	760006	4'-0"
12*	SCREW; 8mm-20 x 16mm LG	KIT ONLY	2
13*	NYLON LOCKNUT; 8mm	KIT ONLY	2
14*	SCREW; 8mm-20 x 30mm	KIT ONLY	2
15*	RUBBER INSERT PLUG; MARK 4; 2.5" W	763007	1
16*	AIR BAG TEE; 5/16" OD TUBE ENDS	763006	1
17	BLANKING PLUG; 5/16" OD	773009	AS REQ'D
18	NUT BAR; 6mm	944004	4
19	MAIN CHANNEL; MK4 S5; ALUMINUM; 4'-0" MODULES SEE NOTE***	744022	1
20	SCREW; M5 X 11 POSI DRIVE	940027	4
21	GUIDE ANGLE	741038	2
22	AIRLINE GROMMET	714004	2
23	ACETAL STRIP; .02" X 2-13/16"	714007	5'-0"
	NOT SHOWN:		
	MODULE; MK4, S5; 4'-0" L; 6.5" PITCH; QRTP (COMPLETE)	740062	
	MODULE; MK4, S5; 4'-0" L; 4.5" PITCH; QRTP (COMPLETE)	740061	1
	AIR BAG ASSEMBLY; 2.5" W X 4'-0" L (CONTAINS ITEMS # 9-16)	760002	1
*	2.5" AIRBAG CLAMP KIT (ITEMS 9, 10, 12-16) sold as kit only	762001	1
**	INCLUDES ITEMS 20, AND 25		
***	NOTE: As of January 1999, the track clip main channel is obsolete. The new main channel has an angled foot and no longer requires the clips 714011. Screws go right through the foot.		


PLEASE REFERENCE DRAWING MR000071 FOR ASSEMBLY

THIS DRAWING AND/OR ITS SPECIFICATIONS ARE  
THE PROPERTY OF LOADING AUTOMATION, INC. AND  
MAY NOT BE REPRODUCED IN ANY MANNER NOR THE  
CONTENTS DIVULGED TO A THIRD PARTY WITHOUT THE  
WRITTEN CONSENT OF LOADING AUTOMATION, INC.



	A	UPDATED ITEM #20, REMOVED ITEM #21/#26	02/08/06	WIM	
E.C.N.	LTR	DESCRIPTION OF CHANGE	DATE	BY:	CHK'D
DISTRIBUTED BY:		LOADING AUTOMATION INC. 3310 ENTERPRISE DR. WILMINGTON, NC 28405 TEL. 910-791-2125 FAX. 910-452-3889	USE ONLY GENUINE HYDRAROLL PARTS		
					
		DRAWN BY: RJF	DATE: 11/15/02		
MK4, SER 5; QRTP; 1998-PRESENT					
4'-0" MODULES			FILE NUMBER MR000071E		

ITEM NUMBER	DESCRIPTION	PART NUMBER	NUMBER REQUIRED																																																						
1	DOES NOT APPLY TO THIS LENGTH MODULE																																																								
2	TOP PLATE SCREW; 6mm x 15mm TORX DRIVE (T30)	943003	4																																																						
3**	TOP PLATE; MARK 4, SERIES 5; QUICK RELEASE 4 3/8" W x 33 1/2" L; 4 1/2" PITCH (7 ROLLERS)		1																																																						
4	LOGO PLATE; MARK 4, SERIES 4, 6" WIDE 4-3/8" W x 2-3/8" L	741043	1																																																						
5	DOES NOT APPLY TO THIS LENGTH MODULE																																																								
6	ROLLER CHANNEL ASSY; MK4, S5; 6.5" PITCH (7 ROLLERS)		1																																																						
7	ROLLER; MARK 4; 2" DIAMETER STANDARD	743002	7																																																						
8	ROLLER PIN; MARK 4; 2-3/4" LG	743001	8																																																						
9*	NUT; 8mm-20 FLANGED	KIT ONLY	2																																																						
10*	CLAMP PLATE (air bag)	KIT ONLY	4																																																						
11	AIR BAG; ROLL FORM; 2.5" FLAT	760006	3'-0"																																																						
12*	SCREW; 8mm-20 x 16mm LG	KIT ONLY	2																																																						
13*	NYLON LOCKNUT; 8mm	KIT ONLY	2																																																						
14*	SCREW; 8mm-20 x 30mm	KIT ONLY	2																																																						
15*	RUBBER INSERT PLUG; MARK 4; 2.5" W	763007	1																																																						
16*	AIR BAG TEE; 5/16" OD TUBE ENDS	763006	1																																																						
17	BLANKING PLUG; 5/16" OD	773009	AS REQ'D																																																						
18	NUT BAR; 6mm	944004	4																																																						
19	MAIN CHANNEL; MK4 S5; ALUMINUM; 3'-0" MODULES SEE NOTE***	744024	1																																																						
20	SCREW; M5 X 11 POSI DRIVE	940027	4																																																						
21	GUIDE ANGLE	741038	2																																																						
22	AIRLINE GROMMET	714004	2																																																						
23	ACETAL STRIP; .02" X 2-13/16"	714007	4'-0"																																																						
NOT SHOWN:																																																									
MODULE; MARK 4, SERIES 5; 4.5" P, 3'-0"L QRTP (COMPLETE)																																																									
AIR BAG ASSEMBLY; 2.5" W X 3'-0" L (CONTAINS ITEMS # 9-16)		760011	1																																																						
*	2.5" AIRBAG CLAMP KIT (ITEMS 9, 10, 12-16) sold as kit only	762001	1																																																						
** INCLUDES ITEMS 20, AND 25																																																									
*** NOTE: As of January 1999, the track clip main channel is obsolete. The new main channel has an angled foot and no longer requires the clips 714011. Screws go right through the foot.																																																									
PLEASE REFERENCE DRAWING MR000071 FOR ASSEMBLY																																																									
THIS DRAWING AND/OR ITS SPECIFICATIONS ARE THE PROPERTY OF LOADING AUTOMATION, INC. AND MAY NOT BE REPRODUCED IN ANY MANNER NOR THE CONTENTS DIVULGED TO A THIRD PARTY WITHOUT THE WRITTEN CONSENT OF LOADING AUTOMATION, INC.																																																									
<table><tr><td colspan="2"></td><td colspan="2"></td><td colspan="2"></td></tr><tr><td colspan="2"></td><td colspan="2"></td><td colspan="2"></td></tr><tr><td colspan="2"></td><td colspan="2"></td><td colspan="2"></td></tr><tr><td colspan="2">A</td><td colspan="2">UPDATED ITEM #20, REMOVED ITEM #21/#26</td><td colspan="2">02/08/06 WIM</td></tr><tr><td>E.C.N.</td><td>LTR</td><td colspan="2">DESCRIPTION OF CHANGE</td><td>DATE</td><td>BY: CHK'D</td></tr><tr><td colspan="2">DISTRIBUTED BY:</td><td colspan="2">LOADING AUTOMATION INC. 3310 ENTERPRISE DR. WILMINGTON, NC 28405 TEL. 910-791-2125 FAX. 910-452-3889</td><td colspan="2">USE ONLY GENUINE HYDRAROLL PARTS </td></tr><tr><td colspan="2"></td><td colspan="2">DRAWN BY: RJF</td><td colspan="2">DATE: 11/15/02</td></tr><tr><td colspan="6">MK4, SER 5; QRTP; 1998-PRESENT</td></tr><tr><td colspan="4">3'-0" MODULES</td><td colspan="2">FILE NUMBER MR000071F</td></tr></table>																						A		UPDATED ITEM #20, REMOVED ITEM #21/#26		02/08/06 WIM		E.C.N.	LTR	DESCRIPTION OF CHANGE		DATE	BY: CHK'D	DISTRIBUTED BY:		LOADING AUTOMATION INC. 3310 ENTERPRISE DR. WILMINGTON, NC 28405 TEL. 910-791-2125 FAX. 910-452-3889		USE ONLY GENUINE HYDRAROLL PARTS 				DRAWN BY: RJF		DATE: 11/15/02		MK4, SER 5; QRTP; 1998-PRESENT						3'-0" MODULES				FILE NUMBER MR000071F	
A		UPDATED ITEM #20, REMOVED ITEM #21/#26		02/08/06 WIM																																																					
E.C.N.	LTR	DESCRIPTION OF CHANGE		DATE	BY: CHK'D																																																				
DISTRIBUTED BY:		LOADING AUTOMATION INC. 3310 ENTERPRISE DR. WILMINGTON, NC 28405 TEL. 910-791-2125 FAX. 910-452-3889		USE ONLY GENUINE HYDRAROLL PARTS 																																																					
		DRAWN BY: RJF		DATE: 11/15/02																																																					
MK4, SER 5; QRTP; 1998-PRESENT																																																									
3'-0" MODULES				FILE NUMBER MR000071F																																																					

ITEM NUMBER	DESCRIPTION	PART NUMBER	NUMBER REQUIRED
1	DOES NOT APPLY TO THIS LENGTH MODULE		
2	TOP PLATE SCREW; 6mm x 15mm TORX DRIVE (T30)	943003	3
3**	TOP PLATE; MARK 4, SERIES 5; QUICK RELEASE 4 3/8" W x 33 1/2" L; 4 1/2" PITCH (7 ROLLERS)		1
4	LOGO PLATE; MARK 4, SERIES 4, 6" WIDE 4-3/8" W x 2-3/8" L	741043	1
5	DOES NOT APPLY TO THIS LENGTH MODULE		
6	ROLLER CHANNEL ASSY; MK4, S5; 6.5" PITCH (7 ROLLERS)		1
7	ROLLER; MARK 4; 2" DIAMETER STANDARD	743002	7
8	ROLLER PIN; MARK 4; 2-3/4" LG	743001	8
9*	NUT; 8mm-20 FLANGED	KIT ONLY	2
10*	CLAMP PLATE (air bag)	KIT ONLY	4
11	AIR BAG; ROLL FORM; 2.5" FLAT	760006	2'-0"
12*	SCREW; 8mm-20 x 16mm LG	KIT ONLY	2
13*	NYLON LOCKNUT; 8mm	KIT ONLY	2
14*	SCREW; 8mm-20 x 30mm	KIT ONLY	2
15*	RUBBER INSERT PLUG; MARK 4; 2.5" W	763007	1
16*	AIR BAG TEE; 5/16" OD TUBE ENDS	763006	1
17	BLANKING PLUG; 5/16" OD	773009	AS REQ'D
18	NUT BAR; 6mm	944004	3
19	MAIN CHANNEL; MK4 S5; ALUMINUM; 23'-0" MODULES SEE NOTE***	744025	1
20	SCREW; M5 X 11 POSI DRIVE	940027	4
21	GUIDE ANGLE	741038	2
22	AIRLINE GROMMET	714004	2
23	ACETAL STRIP; .02" X 2-13/16"	714007	3'-0"
	NOT SHOWN:		
	MODULE; MARK 4, SERIES 5; 4.5" P, 2'-0" L QRTP (COMPLETE)		
	AIR BAG ASSEMBLY; 2.5" W X 2'-0" L (CONTAINS ITEMS # 9-16)	760012	1
*	2.5" AIRBAG CLAMP KIT (ITEMS 9, 10, 12-16) sold as kit only	762001	1
**	INCLUDES ITEMS 20, AND 25		
***	NOTE: As of January 1999, the track clip main channel is obsolete. The new main channel has an angled foot and no longer requires the clips 714011. Screws go right through the foot.		
PLEASE REFERENCE DRAWING MR000071 FOR ASSEMBLY			
THIS DRAWING AND/OR ITS SPECIFICATIONS ARE THE PROPERTY OF LOADING AUTOMATION, INC. AND MAY NOT BE REPRODUCED IN ANY MANNER NOR THE CONTENTS DIVULGED TO A THIRD PARTY WITHOUT THE WRITTEN CONSENT OF LOADING AUTOMATION, INC.			
E.C.N.	A	UPDATED ITEM #20, REMOVED ITEM #21/#26	02/08/06
LTR		DESCRIPTION OF CHANGE	WIM
DISTRIBUTED BY:		LOADING AUTOMATION INC. 3310 ENTERPRISE DR. WILMINGTON, NC 28405 TEL. 910-791-2125 FAX. 910-452-3889	USE ONLY GENUINE HYDRAROLL PARTS 
		DRAWN BY: RJF	DATE: 11/15/02
MK4, SER 5; QRTP; 1998-PRESENT			
2'-0" MODULES		FILE NUMBER	MR000071G


ITEM NUMBER	DESCRIPTION	PART NUMBER	NUMBER REQUIRED
1	DOES NOT APPLY TO THIS LENGTH MODULE		
2	TOP PLATE SCREW; 6mm x 15mm TORX DRIVE (T30)	943003	5
3**	TOP PLATE; MARK 4, SERIES 5; QUICK RELEASE 4 3/8" W x 61.125" L; 6 1/2" PITCH ( 9 ROLLERS)	741052	1
4	LOGO PLATE; MARK 4, SERIES 4, 6" WIDE 4-3/8" W x 2-3/8" L	741043	1
5	DOES NOT APPLY TO THIS LENGTH MODULE		
6	ROLLER CHANNEL ASSY; MK4, S5; 6.5" PITCH (9 ROLLERS)	742052	1
7	ROLLER; MARK 4; 2" DIAMETER STANDARD	743002	9
8	ROLLER PIN; MARK 4; 2-3/4" LG	743001	10
9*	NUT; 8mm-20 FLANGED	KIT ONLY	2
10*	CLAMP PLATE (air bag)	KIT ONLY	4
11	AIR BAG; ROLL FORM; 2.5" FLAT	760006	5'-3.5"
12*	SCREW; 8mm-20 x 16mm LG	KIT ONLY	2
13*	NYLON LOCKNUT; 8mm	KIT ONLY	2
14*	SCREW; 8mm-20 x 30mm	KIT ONLY	2
15*	RUBBER INSERT PLUG; MARK 4; 2.5" W	763007	1
16*	AIR BAG TEE; 5/16" OD TUBE ENDS	763006	1
17	BLANKING PLUG; 5/16" OD	773009	AS REQ'D
18	NUT BAR; 6mm	944004	5
19	MAIN CHANNEL; MK4 S5; ALUMINUM; 3'-0" MODULES SEE NOTE***	744025	1
20	SCREW; M5 X 11 POSI DRIVE	940027	4
21	GUIDE ANGLE	741038	2
22	AIRLINE GROMMET	714004	2
23	ACETAL STRIP; .02" X 2-13/16"	714007	6'-3.5"
	NOT SHOWN:		
	MODULE; MARK 4, S5, 6.5"P; 63.5"L (COMPLETE)	740078	
	AIR BAG ASSEMBLY; 2.5" W X 5'-3.5" L (CONTAINS ITEMS # 9-16)	760062	1
*	2.5" AIRBAG CLAMP KIT (ITEMS 9, 10, 12-16) sold as kit only	762001	1
**	INCLUDES ITEMS 20, AND 25		
***	NOTE: As of January 1999, the track clip main channel is obsolete. The new main channel has an angled foot and no longer requires the clips 714011. Screws go right through the foot.		
PLEASE REFERENCE DRAWING MR000071 FOR ASSEMBLY			
THIS DRAWING AND/OR ITS SPECIFICATIONS ARE THE PROPERTY OF LOADING AUTOMATION, INC. AND MAY NOT BE REPRODUCED IN ANY MANNER NOR THE CONTENTS DIVULGED TO A THIRD PARTY WITHOUT THE WRITTEN CONSENT OF LOADING AUTOMATION, INC.			
E.C.N.	A	UPDATED ITEM #20, REMOVED ITEM #21/#26	02/08/06
LTR		DESCRIPTION OF CHANGE	DATE
DISTRIBUTED BY:		LOADING AUTOMATION INC. 3310 ENTERPRISE DR. WILMINGTON, NC 28405 TEL. 910-791-2125 FAX. 910-452-3889	USE ONLY GENUINE HYDRAROLL PARTS 
		DRAWN BY: RJF	DATE: 11/15/02
		MK4, SER 5; QRTP; 1998-PRESENT	
		FILE NUMBER	MR000071I
		5'-3.5" MODULES	



ITEM NUMBER	DESCRIPTION	PART NUMBER	NUMBER REQUIRED
1	DOES NOT APPLY TO THIS LENGTH MODULE		
2	TOP PLATE SCREW; 6mm x 15mm TORX DRIVE (T30)	943003	4
3**	TOP PLATE; MARK 4, SERIES 5; QUICK RELEASE 4 3/8" W x 25.188" L; 4 1/2" PITCH ( 5 ROLLERS)	741054	1
4	LOGO PLATE; MARK 4, SERIES 4, 6" WIDE 4-3/8" W x 2-3/8" L	741043	1
5	DOES NOT APPLY TO THIS LENGTH MODULE		
6	ROLLER CHANNEL ASSY; MK4, S5; 4.5" PITCH (5 ROLLERS)	742054	1
7	ROLLER; MARK 4; 2" DIAMETER STANDARD	743002	5
8	ROLLER PIN; MARK 4; 2-3/4" LG	743001	7
9*	NUT; 8mm-20 FLANGED	KIT ONLY	2
10*	CLAMP PLATE (air bag)	KIT ONLY	4
11	AIR BAG; ROLL FORM; 2.5" FLAT	760006	2'-3.5"
12*	SCREW; 8mm-20 x 16mm LG	KIT ONLY	2
13*	NYLON LOCKNUT; 8mm	KIT ONLY	2
14*	SCREW; 8mm-20 x 30mm	KIT ONLY	2
15*	RUBBER INSERT PLUG; MARK 4; 2.5" W	763007	1
16*	AIR BAG TEE; 5/16" OD TUBE ENDS	763006	1
17	BLANKING PLUG; 5/16" OD	773009	AS REQ'D
18	NUT BAR; 6mm	944004	5
19	MAIN CHANNEL; MK4 S5; ALUMINUM; 3'-0" MODULES SEE NOTE***	744030	1
20	SCREW; M5 X 11 POSI DRIVE	940027	4
21	GUIDE ANGLE	741038	2
22	AIRLINE GROMMET	714004	2
23	ACETAL STRIP; .02" X 2-13/16"	714007	3'-3.5"
	NOT SHOWN:		
	MODULE; MARK 4, S5, 4.5"P; 5 Roller; 2' 3.5"L (COMPLETE)	740083	
	AIR BAG ASSEMBLY; 2.5" W X 2'-3.5" L (CONTAINS ITEMS # 9-16)	760063	1
*	2.5" AIRBAG CLAMP KIT (ITEMS 9, 10, 12-16) sold as kit only	762001	1
**	INCLUDES ITEMS 20, AND 25		
***	NOTE: As of January 1999, the track clip main channel is obsolete. The new main channel has an angled foot and no longer requires the clips 714011. Screws go right through the foot.		
PLEASE REFERENCE DRAWING MR000071 FOR ASSEMBLY			
THIS DRAWING AND/OR ITS SPECIFICATIONS ARE THE PROPERTY OF LOADING AUTOMATION, INC. AND MAY NOT BE REPRODUCED IN ANY MANNER NOR THE CONTENTS DIVULGED TO A THIRD PARTY WITHOUT THE WRITTEN CONSENT OF LOADING AUTOMATION, INC.			
E.C.N.	A	UPDATED MAIN CHANNEL PT#	05/22/06
LTR		DESCRIPTION OF CHANGE	RJF
DISTRIBUTED BY:		DATE	BY: CHK'D
 LOADING AUTOMATION INC. 3310 ENTERPRISE DR. WILMINGTON, NC 28405 TEL. 910-791-2125 FAX. 910-452-3889		USE ONLY GENUINE HYDRAROLL PARTS 	
		DRAWN BY: WIM	DATE: 2/8/06
MK4, SER 5; QRTP; 1998-PRESENT			
2'-3.5" MODULES		FILE NUMBER MR000071J	



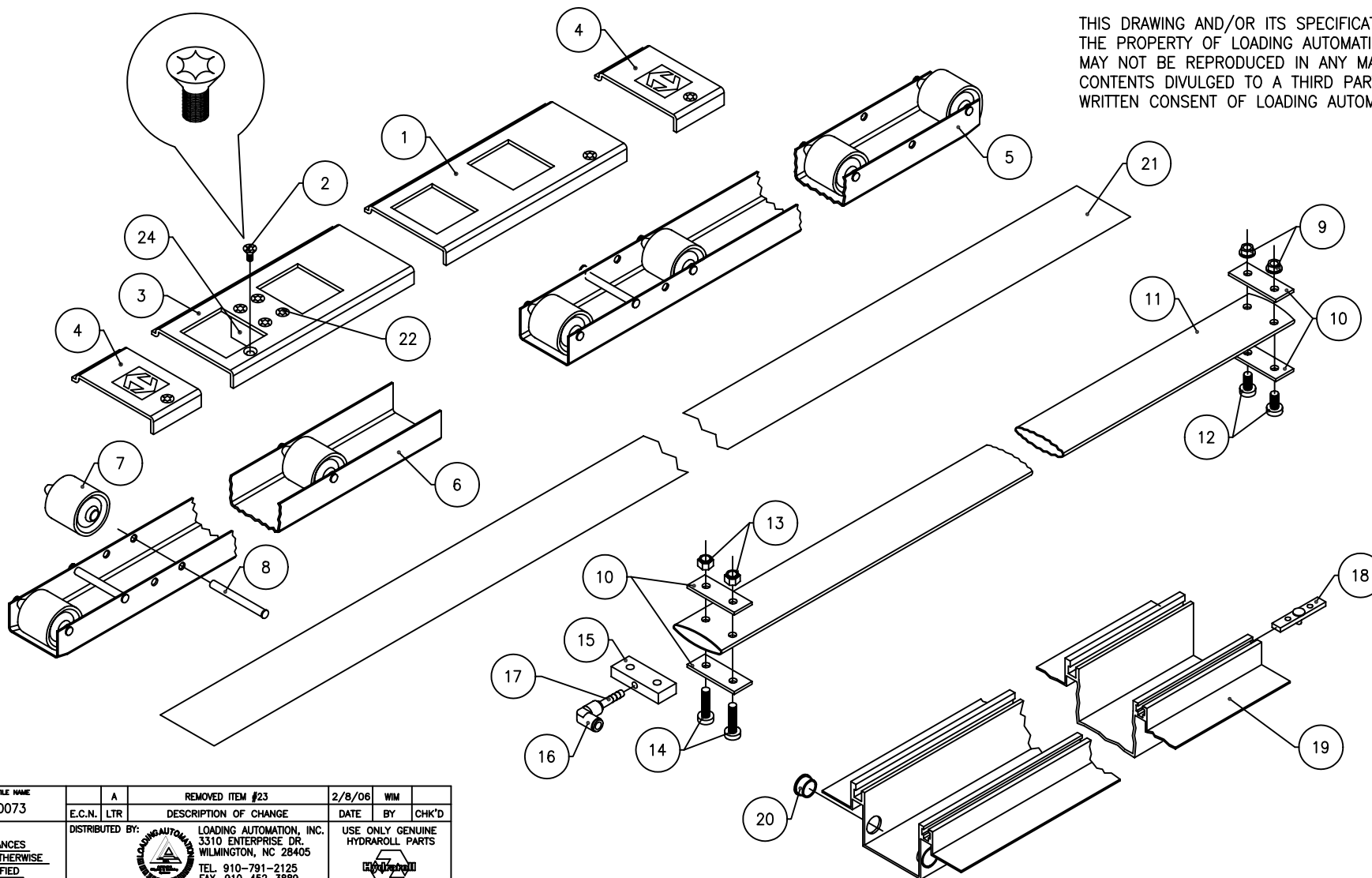
***MARK 4, SERIES 5 w/  
QUICK RELEASE TOP PLATES &  
WINGED MAIN CHANNELS***



**Sold and Serviced by:**




**LOADING  
AUTOMATION, INC.  
WILMINGTON, NC  
(910) 791-2125  
FAX (910) 452-3889  
800-684-3184**




THIS DRAWING AND/OR ITS SPECIFICATIONS ARE THE PROPERTY OF LOADING AUTOMATION, INC. AND MAY NOT BE REPRODUCED IN ANY MANNER NOR THE CONTENTS DIVULGED TO A THIRD PARTY WITHOUT THE WRITTEN CONSENT OF LOADING AUTOMATION, INC.






CAD DWG FILE NAME MR000073		A	REMOVED ITEM #23	2/8/06	WIM	
	E.C.N.	LTR	DESCRIPTION OF CHANGE	DATE	BY	CHK'D
TOLERANCES UNLESS OTHERWISE SPECIFIED		DISTRIBUTED BY:		USE ONLY GENUINE HYDRAROLL PARTS		
		LOADING AUTOMATION, INC. 3310 ENTERPRISE DR. WILMINGTON, NC 28405 TEL. 910-791-2125 FAX. 910-452-3889		[Hydraroll Logo]		
.XX	±	SCALE: N/A		APPROVED BY:		
.XXX	±	DATE: 11/17/02		DRAWN BY: RJF		
ANGLES	±			ISSUED		
DO NOT SCALE DRAWING		MK 4, SER. 5W; QRTP; 1998-PRESENT				
		DRAWING NUMBER MR000073				

ITEM NUMBER	DESCRIPTION	PART NUMBER	NUMBER REQUIRED
1**	TOP PLATE; MARK 4, SERIES 5; FRONT (CLAMP); QUICK RELEASE 4 3/8" W x 61 3/4" L; 6 1/2" PITCH (10 ROLLERS)	741045	1
2	TOP PLATE SCREW; 6mm x 15mm TORX DRIVE (T30)	943003	15
3A**	TOP PLATE; MARK 4, SERIES 5; FRONT (CLAMP); QUICK RELEASE 4 3/8" W x 61 3/4" L; 6 1/2" PITCH (10 ROLLERS)	741045	1
3B**	TOP PLATE; MARK 4, SERIES 5; FRONT (CLAMP); QUICK RELEASE 4 3/8" W x 61 3/4" L; 4 1/2" PITCH (14 ROLLERS)	741044	1
4	LOGO PLATE; MARK 4, SERIES 5; QUICK RELEASE 4-3/8"W X 2-3/8"L	741043	1
5	ROLLER CHANNEL ASSEMBLY; FRONT (COMPLETE w/ROLLERS) MARK 4, SERIES 5; 6 1/2" PITCH (10 ROLLERS)	742021	1
6A	ROLLER CHANNEL ASSEMBLY; REAR (COMPLETE w/ROLLERS) MARK 4, SERIES 5; 6 1/2" PITCH (10 ROLLERS)	742021	1
6B	ROLLER CHANNEL ASSEMBLY; REAR (COMPLETE w/ROLLERS) MARK 4, SERIES 5; 4 1/2" PITCH (14 ROLLERS)	742020	1
7	ROLLER; MARK 4; 2" DIAMETER STANDARD	743002	24 or 28
8	ROLLER PIN; MARK 4; 2-3/4" LG	743001	27 or 31
9*	NUT; 8mm-20 FLANGED	KIT ONLY	2
10*	CLAMP PLATE (air bag)	KIT ONLY	4
11	AIR BAG; ROLL FORM; 2.5" FLAT	760006	13'-2"
12*	SCREW; 8mm-20 x 16mm LG	KIT ONLY	2
13*	NYLON LOCKNUT; 8mm	KIT ONLY	2
14*	SCREW; 8mm-20 x 30mm	KIT ONLY	2
15*	RUBBER INSERT PLUG; MARK 4; 2.5" W	763007	1
16*	AIR BAG ELBOW; 5/16" OD TUBE ENDS	763010	1
17	BARBED INSERT FITTING; 5/16"	763015	1
18	NUT BAR; 6mm	944004	11
19	MAIN CHANNEL; MK4, S5; ALUMINUM; 13'-2" MODULES SEE NOTE***	744017	1
20	AIRLINE GROMMET	714004	12
21	GUIDE ANGLE	741038	6
22	ACETAL STRIP; .02" X 2-13/16"	714007	14'-2"
24	GUIDE ANGLE	741038	6
NOT SHOWN:			
	** TOP PLATE; MARK 4, SERIES 5; QUICK RELEASE 4 3/8" W x 29 1/2" L; 6 1/2" PITCH (5 ROLLERS)	741047	1
	ROLLER CHANNEL ASSEMBLY (COMPLETE w/ROLLERS) MARK 4, SERIES 5; 6 1/2" PITCH (5 ROLLERS)	742023	1
	AIR BAG ASSEMBLY; MARK 4; 2 1/2" FLAT; w/ 5/16" ELBOW 13'-2" L (incl. 9-17)	760018	1
	MODULE; MARK 4, SERIES 5W; 13'-2" 4 1/2" / 6 1/2" PITCH (28 ROLLERS)	740058	
	MODULE; MARK 4, SERIES 5W; 13'-2" 6 1/2" PITCH (24 ROLLERS)	740057	
*	AIR BAG CLAMP KIT; MARK 4: w/ 5/16"	762004	1
**	INCLUDES ITEMS 20, AND 21		
***	NOTE: As of January 1999, the track clip main channel is obsolete. The new main channel has an angled foot and no longer requires the clips 714011. Screws go right through the foot.		
PLEASE REFERENCE DRAWING MR000071 FOR ASSEMBLY			
THIS DRAWING AND/OR ITS SPECIFICATIONS ARE THE PROPERTY OF LOADING AUTOMATION, INC. AND MAY NOT BE REPRODUCED IN ANY MANNER NOR THE CONTENTS DIVULGED TO A THIRD PARTY WITHOUT THE WRITTEN CONSENT OF LOADING AUTOMATION, INC.			
		</	


ITEM NUMBER	DESCRIPTION	PART NUMBER	NUMBER REQUIRED																																				
1**	TOP PLATE; MARK 4, SERIES 5; FRONT (CLAMP); QUICK RELEASE 4 3/8" W x 61 3/4" L; 6 1/2" PITCH (10 ROLLERS)	741045	1																																				
2	TOP PLATE SCREW; 6mm x 15mm TORX DRIVE (T30)	943003	15																																				
3A**	TOP PLATE; MARK 4, SERIES 5; FRONT (CLAMP); QUICK RELEASE 4 3/8" W x 61 3/4" L; 6 1/2" PITCH (10 ROLLERS)	741045	1																																				
3B**	TOP PLATE; MARK 4, SERIES 5; FRONT (CLAMP); QUICK RELEASE 4 3/8" W x 61 3/4" L; 4 1/2" PITCH (14 ROLLERS)	741044	1																																				
4	LOGO PLATE; MARK 4, SERIES 5; QUICK RELEASE 4-3/8"W X 2-3/8"L	741043	1																																				
5	ROLLER CHANNEL ASSEMBLY; FRONT (COMPLETE w/ROLLERS) MARK 4, SERIES 5; 6 1/2" PITCH (10 ROLLERS)	742021	1																																				
6A	ROLLER CHANNEL ASSEMBLY; REAR (COMPLETE w/ROLLERS) MARK 4, SERIES 5; 6 1/2" PITCH (10 ROLLERS)	742021	1																																				
6B	ROLLER CHANNEL ASSEMBLY; REAR (COMPLETE w/ROLLERS) MARK 4, SERIES 5; 4 1/2" PITCH (14 ROLLERS)	742020	1																																				
7	ROLLER; MARK 4; 2" DIAMETER STANDARD	743002	22 or 26																																				
8	ROLLER PIN; MARK 4; 2-3/4" LG	743001	25 or 29																																				
9*	NUT; 8mm-20 FLANGED	KIT ONLY	2																																				
10*	CLAMP PLATE (air bag)	KIT ONLY	4																																				
11	AIR BAG; ROLL FORM; 2.5" FLAT	760006	11'-6"																																				
12*	SCREW; 8mm-20 x 16mm LG	KIT ONLY	2																																				
13*	NYLON LOCKNUT; 8mm	KIT ONLY	2																																				
14*	SCREW; 8mm-20 x 30mm	KIT ONLY	2																																				
15	RUBBER INSERT PLUG; MARK 4; 2.5" W	763007 OR 763004	1																																				
16*	AIR BAG ELBOW; 5/16" OR 3/8" OD TUBE ENDS	773010 OR 774011	1																																				
17	BARBED INSERT FITTING; 5/16" OR 3/8"	763015 OR 763014	1																																				
18	NUT BAR; 6mm	944004	11																																				
19	MAIN CHANNEL; ALUMINUM; MARK 4, SERIES 5W; 11'-6" L SEE NOTE***	744018	1																																				
20	AIRLINE GROMMET	714004	12																																				
21	ACETAL STRIP; .02" X 2-13/16"	714007	12'-6"																																				
22	SCREW; M5 x 11; POSI DRIVE	940027	12																																				
24	GUIDE ANGLE	741038	6																																				
NOT SHOWN:																																							
	** TOP PLATE; MARK 4, SERIES 5; QUICK RELEASE 4 3/8" W x 12" L; 4 1/2" PITCH (3 ROLLERS)	741049	1																																				
	** TOP PLATE; MARK 4, SERIES 5; QUICK RELEASE 4 3/8" W x 12" L; 6 1/2" PITCH (2 ROLLERS)	741048	1																																				
	ROLLER CHANNEL ASSEMBLY (COMPLETE w/ROLLERS) MARK 4, SERIES 5; 4 1/2" PITCH (3 ROLLERS)	742024	1																																				
	ROLLER CHANNEL ASSEMBLY (COMPLETE w/ROLLERS) MARK 4, SERIES 5; 6 1/2" PITCH (2 ROLLERS)	742025	1																																				
	AIR BAG ASSEMBLY; MARK 4; 2 1/2" FLAT; w/ 5/16" OR 3/8" ELBOW 11'-6" L (incl. 9-17)	760009	1																																				
	MODULE; MARK 4, SERIES 5W; 11'-6"; 5/16" ELBOW 4 1/2" / 6 1/2" PITCH (26 ROLLERS)	740059																																					
	MODULE; MARK 4, SERIES 5W; 11'-6"; 5/16" ELBOW 6 1/2" PITCH (22 ROLLERS)	740056																																					
	AIR BAG CLAMP KIT; MARK 4; 5/16" OR 3/8" ELBOW 2 1/2" FLAT (incl.9,10,12-17)	762004 OR 762005	1																																				
* AVAILABLE ONLY AS PART OF KIT 762004 OR 762005																																							
** INCLUDES ITEMS 22 & 24																																							
***	NOTE: As of January 1999, the track clip main channel is obsolete. The new main channel has an angled foot and no longer requires the clips 714011. Screws go right through the foot.																																						
PLEASE REFERENCE DRAWING MR000071 FOR ASSEMBLY																																							
THIS DRAWING AND/OR ITS SPECIFICATIONS ARE THE PROPERTY OF LOADING AUTOMATION, INC. AND MAY NOT BE REPRODUCED IN ANY MANNER NOR THE CONTENTS DIVULGED TO A THIRD PARTY WITHOUT THE WRITTEN CONSENT OF LOADING AUTOMATION, INC.																																							
<table><tr><td></td><td>C</td><td>UPDATED DISC. FOR PARTS 762004, 762005, 740059, 740056</td><td>05/23/06</td><td>WIM</td><td></td></tr><tr><td></td><td>B</td><td>AIR BAG ASSEMBLY 760009 WAS 760025</td><td>04/18/06</td><td>WIM</td><td></td></tr><tr><td></td><td>A</td><td>UPDATED ITEMS #8/ #22; REMOVED ITEM #23</td><td>02/08/06</td><td>WIM</td><td></td></tr><tr><td>E.C.N.</td><td>LTR</td><td>DESCRIPTION OF CHANGE</td><td>DATE</td><td>BY:</td><td>CHK'D</td></tr><tr><td colspan="2">DISTRIBUTED BY:</td><td>LOADING AUTOMATION INC. 3310 ENTERPRISE DR. WILMINGTON, NC 28405 TEL. 910-791-2125 FAX. 910-452-3889</td><td colspan="3">USE ONLY GENUINE HYDRAROLL PARTS </td></tr><tr><td colspan="2"></td><td></td><td>DRAWN BY: RJF</td><td colspan="2">DATE: 11/15/02</td></tr></table>					C	UPDATED DISC. FOR PARTS 762004, 762005, 740059, 740056	05/23/06	WIM			B	AIR BAG ASSEMBLY 760009 WAS 760025	04/18/06	WIM			A	UPDATED ITEMS #8/ #22; REMOVED ITEM #23	02/08/06	WIM		E.C.N.	LTR	DESCRIPTION OF CHANGE	DATE	BY:	CHK'D	DISTRIBUTED BY:		LOADING AUTOMATION INC. 3310 ENTERPRISE DR. WILMINGTON, NC 28405 TEL. 910-791-2125 FAX. 910-452-3889	USE ONLY GENUINE HYDRAROLL PARTS 						DRAWN BY: RJF	DATE: 11/15/02	
	C	UPDATED DISC. FOR PARTS 762004, 762005, 740059, 740056	05/23/06	WIM																																			
	B	AIR BAG ASSEMBLY 760009 WAS 760025	04/18/06	WIM																																			
	A	UPDATED ITEMS #8/ #22; REMOVED ITEM #23	02/08/06	WIM																																			
E.C.N.	LTR	DESCRIPTION OF CHANGE	DATE	BY:	CHK'D																																		
DISTRIBUTED BY:		LOADING AUTOMATION INC. 3310 ENTERPRISE DR. WILMINGTON, NC 28405 TEL. 910-791-2125 FAX. 910-452-3889	USE ONLY GENUINE HYDRAROLL PARTS 																																				
			DRAWN BY: RJF	DATE: 11/15/02																																			
MK4, SER.5; QRTP; 1998-PRESENT																																							
11'-6" MODULES		FILE NUMBER	MR000073B																																				

ITEM NUMBER	DESCRIPTION	PART NUMBER	NUMBER REQUIRED																																																
1**	TOP PLATE; MARK 4, SERIES 5; FRONT (CLAMP); QUICK RELEASE 4 3/8" W x 61 3/4" L; 6 1/2" PITCH (10 ROLLERS)	741045	1																																																
2	TOP PLATE SCREW; 6mm x 15mm TORX DRIVE (T30)	943003	15																																																
3A**	TOP PLATE; MARK 4, SERIES 5; REAR; QUICK RELEASE 4 3/8" W x 61 3/4" L; 4 1/2" PITCH (14 ROLLERS)	741044	1																																																
3B**	TOP PLATE; MARK 4, SERIES 5; REAR; QUICK RELEASE 4 3/8" W x 61 3/4" L; 6 1/2" PITCH (10 ROLLERS)	741045	1																																																
4	LOGO PLATE; MARK 4, SERIES 5; QUICK RELEASE 4-3/8"W X 2-3/8"L	741043	1																																																
5	ROLLER CHANNEL ASSEMBLY; FRONT (COMPLETE w/ROLLERS) MARK 4, SERIES 5; 6 1/2" PITCH (10 ROLLERS)	742021	1																																																
6A	ROLLER CHANNEL ASSEMBLY; REAR (COMPLETE w/ROLLERS) MARK 4, SERIES 5; 4 1/2" PITCH (14ROLLERS)	742021	1																																																
6B	ROLLER CHANNEL ASSEMBLY; REAR (COMPLETE w/ROLLERS) MARK 4, SERIES 5; 6 1/2" PITCH (10 ROLLERS)	742020	1																																																
7	ROLLER; MARK 4; 2" DIAMETER STANDARD	743002	22 or 26																																																
8	ROLLER PIN; MARK 4; 2-3/4" LG	743001	25 or 29																																																
9*	NUT; 8mm-20 FLANGED	KIT ONLY	2																																																
10*	CLAMP PLATE (air bag)	KIT ONLY	4																																																
11	AIR BAG; ROLL FORM; 2.5" FLAT	760006	10'-6"																																																
12*	SCREW; 8mm-20 x 16mm LG	KIT ONLY	2																																																
13*	NYLON LOCKNUT; 8mm	KIT ONLY	2																																																
14*	SCREW; 8mm-20 x 30mm	KIT ONLY	2																																																
15	RUBBER INSERT PLUG; MARK 4; 2.5" W	763007 OR 763004	1																																																
16*	AIR BAG ELBOW; 5/16" OR 3/8"OD TUBE ENDS	773010 OR 774011	1																																																
17	BARBED INSERT FITTING; 5/16" OR 3/8"	763015 OR 763014	1																																																
18	NUT BAR; 6mm	944004	11																																																
19	MAIN CHANNEL; ALUMINUM; MARK 4, SERIES 5W; 10'-6" L SEE NOTE***	744019	1																																																
20	AIRLINE GROMMET	714004	12																																																
21	ACETAL STRIP; .02" X 2-13/16"	714007	11'-6"																																																
22	SCREW; M5 x 11; POSI DRIVE	940027	12																																																
24	GUIDE ANGLE	741038	6																																																
NOT SHOWN:																																																			
	** TOP PLATE; MARK 4, SERIES 5; QUICK RELEASE 4 3/8" W x 12" L; 4 1/2" PITCH (3 ROLLERS)	741049	1																																																
	** TOP PLATE; MARK 4, SERIES 5; QUICK RELEASE 4 3/8" W x 12" L; 6 1/2" PITCH (2 ROLLERS)	741048	1																																																
	ROLLER CHANNEL ASSEMBLY (COMPLETE w/ROLLERS) MARK 4, SERIES 5; 4 1/2" PITCH (3 ROLLERS)	742024	1																																																
	ROLLER CHANNEL ASSEMBLY (COMPLETE w/ROLLERS) MARK 4, SERIES 5; 6 1/2" PITCH (2 ROLLERS)	742025	1																																																
	AIR BAG ASSEMBLY; MARK 4; 2 1/2" FLAT; w/ 5/16" OR 3/8" ELBOW 10'-6" L (incl. 9-17)	760025	1																																																
	MODULE; MARK 4, SERIES 5W; 10'-6"; 5/16" ELBOW 4 1/2" / 6 1/2" PITCH (26 ROLLERS)	740065																																																	
	MODULE; MARK 4, SERIES 5W; 10'-6"; 5/16" ELBOW 6 1/2" PITCH (22 ROLLERS)	740066																																																	
	AIR BAG CLAMP KIT; MARK 4; 5/16" OR 3/8" ELBOW 2 1/2" FLAT (incl.9,10,12-17)	762004 OR 762005	1																																																
* AVAILABLE ONLY AS PART OF KIT 762004 OR 762005																																																			
** INCLUDES ITEMS 22 & 24																																																			
***	NOTE: As of January 1999, the track clip main channel is obsolete. The new main channel has an angled foot and no longer requires the clips 714011. Screws go right through the foot.																																																		
PLEASE REFERENCE DRAWING MR000071 FOR ASSEMBLY																																																			
THIS DRAWING AND/OR ITS SPECIFICATIONS ARE THE PROPERTY OF LOADING AUTOMATION, INC. AND MAY NOT BE REPRODUCED IN ANY MANNER NOR THE CONTENTS DIVULGED TO A THIRD PARTY WITHOUT THE WRITTEN CONSENT OF LOADING AUTOMATION, INC.																																																			
<table><tr><td></td><td></td><td></td><td></td><td></td><td></td></tr><tr><td></td><td>B</td><td>UPDATED DISC. FOR PARTS 762004, 762005, 740059, 740056</td><td>05/23/06</td><td>WIM</td><td></td></tr><tr><td></td><td>A</td><td>UPDATED ITEMS #8/ #22, REMOVED ITEM #23</td><td>02/08/06</td><td>WIM</td><td></td></tr><tr><td>E.C.N.</td><td>LTR</td><td>DESCRIPTION OF CHANGE</td><td>DATE</td><td>BY:</td><td>CHK'D</td></tr><tr><td colspan="2">DISTRIBUTED BY:</td><td>LOADING AUTOMATION INC. 3310 ENTERPRISE DR. WILMINGTON, NC 28405 TEL. 910-791-2125 FAX. 910-452-3889</td><td colspan="3">USE ONLY GENUINE HYDRAROLL PARTS </td></tr><tr><td colspan="2"></td><td>DRAWN BY: RJF</td><td colspan="3">DATE: 11/15/02</td></tr><tr><td colspan="6">MK4, SER.5; QRTP; 1998-PRESENT</td></tr><tr><td colspan="3">10'-6" MODULES</td><td colspan="3">FILE NUMBER MR000073C</td></tr></table>											B	UPDATED DISC. FOR PARTS 762004, 762005, 740059, 740056	05/23/06	WIM			A	UPDATED ITEMS #8/ #22, REMOVED ITEM #23	02/08/06	WIM		E.C.N.	LTR	DESCRIPTION OF CHANGE	DATE	BY:	CHK'D	DISTRIBUTED BY:		LOADING AUTOMATION INC. 3310 ENTERPRISE DR. WILMINGTON, NC 28405 TEL. 910-791-2125 FAX. 910-452-3889	USE ONLY GENUINE HYDRAROLL PARTS 					DRAWN BY: RJF	DATE: 11/15/02			MK4, SER.5; QRTP; 1998-PRESENT						10'-6" MODULES			FILE NUMBER MR000073C		
	B	UPDATED DISC. FOR PARTS 762004, 762005, 740059, 740056	05/23/06	WIM																																															
	A	UPDATED ITEMS #8/ #22, REMOVED ITEM #23	02/08/06	WIM																																															
E.C.N.	LTR	DESCRIPTION OF CHANGE	DATE	BY:	CHK'D																																														
DISTRIBUTED BY:		LOADING AUTOMATION INC. 3310 ENTERPRISE DR. WILMINGTON, NC 28405 TEL. 910-791-2125 FAX. 910-452-3889	USE ONLY GENUINE HYDRAROLL PARTS 																																																
		DRAWN BY: RJF	DATE: 11/15/02																																																
MK4, SER.5; QRTP; 1998-PRESENT																																																			
10'-6" MODULES			FILE NUMBER MR000073C																																																

ITEM NUMBER	DESCRIPTION	PART NUMBER	NUMBER REQUIRED																																				
1**	DOES NOT APPLY TO THIS LENGTH MODULE																																						
2	TOP PLATE SCREW; 6mm x 15mm TORX DRIVE (T30)	943003	15																																				
3A**	TOP PLATE; MARK 4, SERIES 5; REAR; QUICK RELEASE 4 3/8" W x 45 1/2" L; 6 1/2" PITCH (7 ROLLERS)	741051	1																																				
3B**	TOP PLATE; MARK 4, SERIES 5; REAR; QUICK RELEASE 4 3/8" W x 45 1/2" L; 4 1/2" PITCH (10 ROLLERS)	741050	1																																				
4	LOGO PLATE; MARK 4, SERIES 5; QUICK RELEASE 4-3/8"W X 2-3/8"L	741043	1																																				
5	DOES NOT APPLY TO THIS LENGTH MODULE																																						
6A	ROLLER CHANNEL ASSEMBLY; MARK 4, SERIES 5 RCA; 6.5" PITCH (7 ROLLERS)	742022	1																																				
7	ROLLER; MARK 4; 2" DIAMETER STANDARD	743002	7 or 10																																				
8	ROLLER PIN; MARK 4; 2-3/4" LG	743001	8 or 11																																				
9*	NUT; 8mm-20 FLANGED	KIT ONLY	2																																				
10*	CLAMP PLATE (air bag)	KIT ONLY	4																																				
11	AIR BAG; ROLL FORM; 2.5" FLAT	760006	4'-0"																																				
12*	SCREW; 8mm-20 x 16mm LG	KIT ONLY	2																																				
13*	NYLON LOCKNUT; 8mm	KIT ONLY	2																																				
14*	SCREW; 8mm-20 x 30mm	KIT ONLY	2																																				
15	RUBBER INSERT PLUG; MARK 4; 2.5" W	763007	1																																				
16*	AIR BAG ELBOW; 5/16"OD TUBE ENDS	763006	1																																				
17	BARBED INSERT FITTING; 5/16"	763009	1																																				
18	NUT BAR; 6mm	944004	11																																				
19	MAIN CHANNEL; ALUMINUM; SEE NOTE***	744020	1																																				
20	AIRLINE GROMMET	714004	2																																				
21	ACETAL STRIP; .02" X 2-13/16"	714007	5'-0"																																				
22	SCREW; M5 x 11; POSI DRIVE	940027	4																																				
24	GUIDE ANGLE	741038	2																																				
NOT SHOWN:																																							
	** TOP PLATE; MARK 4, SERIES 5; QUICK RELEASE 4 3/8" W x 12" L; 4 1/2" PITCH (3 ROLLERS)	741049	1																																				
	** TOP PLATE; MARK 4, SERIES 5; QUICK RELEASE 4 3/8" W x 12" L; 6 1/2" PITCH (2 ROLLERS)	741048	1																																				
	ROLLER CHANNEL ASSEMBLY (COMPLETE w/ROLLERS) MARK 4, SERIES 5; 4 1/2" PITCH (3 ROLLERS)	742024	1																																				
	ROLLER CHANNEL ASSEMBLY (COMPLETE w/ROLLERS) MARK 4, SERIES 5; 6 1/2" PITCH (2 ROLLERS)	742025	1																																				
	AIR BAG ASSEMBLY; MARK 4; 2 1/2" FLAT; w/ 5/16" TEE 4'-0" L (incl. 9-16)	760002	1																																				
	MODULE; MARK 4, SERIES 5W; w/ 5/16" TEE (COMPLETE) 4'0", 6.5"P, Q RTP	740084																																					
	MODULE; MARK 4, SERIES 5W ; w/ 5/16" TEE (COMPLETE) 4'0", 4.5"P, Q RTP	740085																																					
	AIR BAG CLAMP KIT; MARK 4; 5/16" ELBOW 2 1/2" FLAT (incl.9,10,12-16)	762001	1																																				
	* AVAILABLE ONLY AS PART OF KIT 762001																																						
	** INCLUDES ITEMS 22 & 24																																						
***	NOTE: As of January 1999, the track clip main channel is obsolete. The new main channel has an angled foot and no longer requires the clips 714011. Screws go right through the foot.																																						
PLEASE REFERENCE DRAWING MR000071 FOR ASSEMBLY																																							
THIS DRAWING AND/OR ITS SPECIFICATIONS ARE THE PROPERTY OF LOADING AUTOMATION, INC. AND MAY NOT BE REPRODUCED IN ANY MANNER NOR THE CONTENTS DIVULGED TO A THIRD PARTY WITHOUT THE WRITTEN CONSENT OF LOADING AUTOMATION, INC.																																							
<table><tr><td colspan="2"></td><td colspan="2"></td><td colspan="2"></td></tr><tr><td colspan="2">B</td><td colspan="2">UPDATED DISC. FOR PARTS 762004, 762005, 740059, 740056</td><td>05/23/06</td><td>WIM</td></tr><tr><td colspan="2">A</td><td colspan="2">UPDATED ITEMS #8/ #22, REMOVED ITEM #23</td><td>02/08/06</td><td>WIM</td></tr><tr><td>E.C.N.</td><td>LTR</td><td colspan="2">DESCRIPTION OF CHANGE</td><td>DATE</td><td>BY: CHK'D</td></tr><tr><td colspan="2">DISTRIBUTED BY:</td><td colspan="2">LOADING AUTOMATION INC. 3310 ENTERPRISE DR. WILMINGTON, NC 28405 TEL. 910-791-2125 FAX. 910-452-3889</td><td colspan="2">USE ONLY GENUINE HYDRAROLL PARTS </td></tr><tr><td colspan="2"></td><td colspan="2"></td><td>DRAWN BY: RJF</td><td>DATE: 11/15/02</td></tr></table>										B		UPDATED DISC. FOR PARTS 762004, 762005, 740059, 740056		05/23/06	WIM	A		UPDATED ITEMS #8/ #22, REMOVED ITEM #23		02/08/06	WIM	E.C.N.	LTR	DESCRIPTION OF CHANGE		DATE	BY: CHK'D	DISTRIBUTED BY:		LOADING AUTOMATION INC. 3310 ENTERPRISE DR. WILMINGTON, NC 28405 TEL. 910-791-2125 FAX. 910-452-3889		USE ONLY GENUINE HYDRAROLL PARTS 						DRAWN BY: RJF	DATE: 11/15/02
B		UPDATED DISC. FOR PARTS 762004, 762005, 740059, 740056		05/23/06	WIM																																		
A		UPDATED ITEMS #8/ #22, REMOVED ITEM #23		02/08/06	WIM																																		
E.C.N.	LTR	DESCRIPTION OF CHANGE		DATE	BY: CHK'D																																		
DISTRIBUTED BY:		LOADING AUTOMATION INC. 3310 ENTERPRISE DR. WILMINGTON, NC 28405 TEL. 910-791-2125 FAX. 910-452-3889		USE ONLY GENUINE HYDRAROLL PARTS 																																			
				DRAWN BY: RJF	DATE: 11/15/02																																		
MK4, SER.5; Q RTP; 1998-PRESENT																																							
4'-0" MODULES				FILE NUMBER	MR000073D																																		



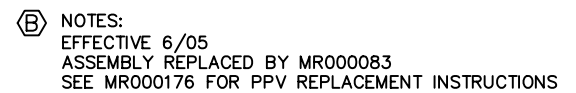
## COMMON COMPONENTS ROLLER TRACK SYSTEMS



**Sold and Serviced by:**

**LOADING  
AUTOMATION, INC.  
WILMINGTON, NC  
(910) 791-2125  
FAX (910) 452-3889  
800-264-3184**







B	ADDED NOTE	WM	4/19/08		
A	ORIGINAL	JM	5.17.00		
ISS	REVISION	DRN	DATE	APP	DATE
DRG. No. MRO000001					

ITEM NUMBER	DESCRIPTION	PART NUMBER	NUMBER REQUIRED
1	STUD COUPLING; 3/8" T (D.O.T.) x 1/4" BSP	775006	1
2	SCHRADER VALVE; 1/8" BSP	772028	1
3	VALVE BODY; 80 psi	772004	1
4	NON-RETURN VALVE; 5/16" T	772029	1
5	PRESSURE PROTECTION VALVE (PPV) ASSEMBLY	772016	1

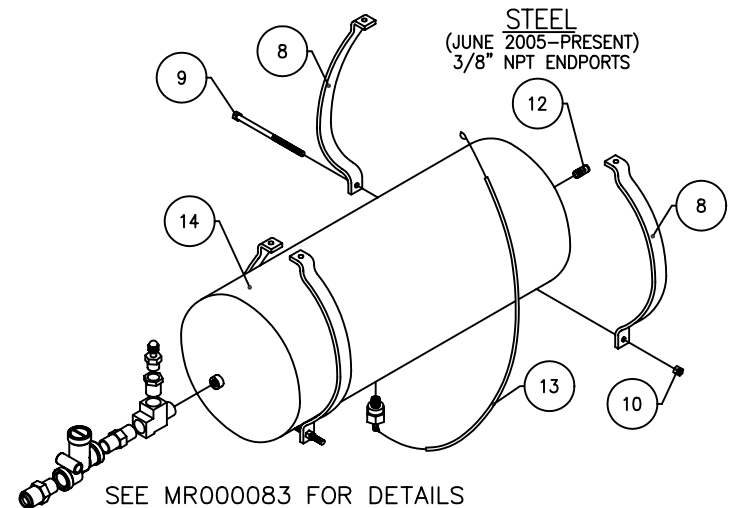
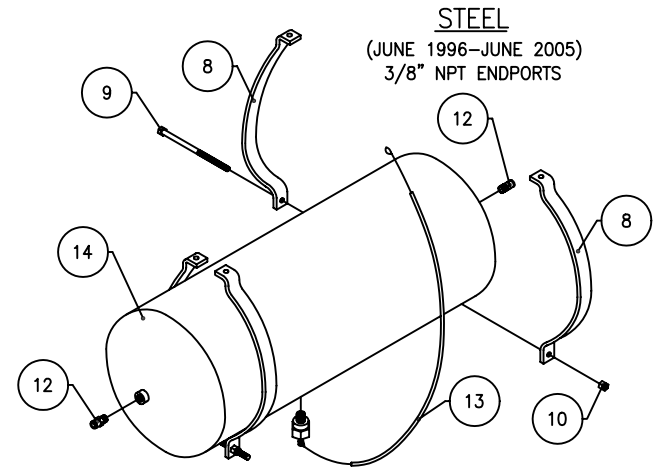
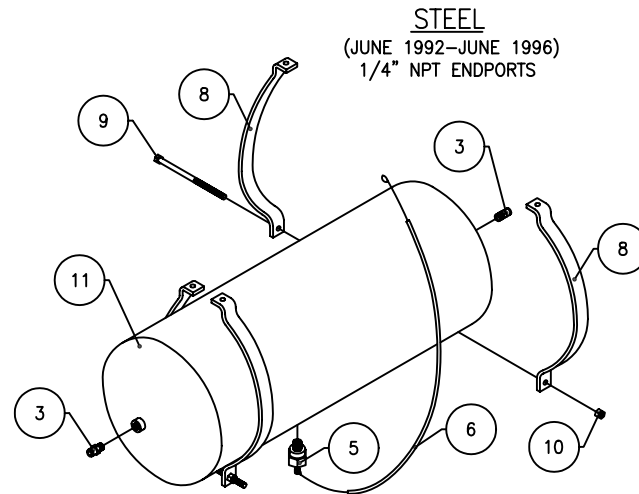
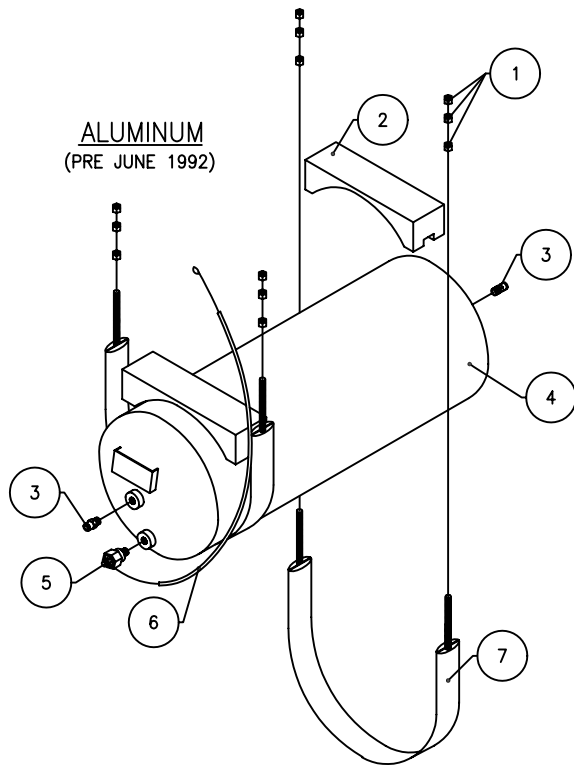
A: NOTES:  
EFFECTIVE 6/05  
ASSEMBLY REPLACED BY MR000083  
SEE MR000176 FOR PPV REPLACEMENT INSTRUCTIONS

PLEASE REFERENCE DRAWING MR000001 FOR ASSEMBLY



THIS DRAWING AND/OR ITS SPECIFICATIONS ARE  
THE PROPERTY OF LOADING AUTOMATION, INC. AND  
MAY NOT BE REPRODUCED IN ANY MANNER NOR THE  
CONTENTS DIVULGED TO A THIRD PARTY WITHOUT THE  
WRITTEN CONSENT OF LOADING AUTOMATION, INC.

A		ADDED NOTES		04/19/06	
E.C.N.	LTR	DESCRIPTION OF CHANGE		DATE	BY: CHK'D
DISTRIBUTED BY:		 LOADING AUTOMATION INC. 3310 ENTERPRISE DR. WILMINGTON, NC 28405 TEL. 910-791-2125 FAX. 910-452-3889		USE ONLY GENUINE HYDRAROLL PARTS 	
				DRAWN BY: RJF	DATE: 7/1/05
PRESSURE PROTECTION VALVE (PPV) ASS'Y					
772016				FILE NUMBER	MR000001A

THIS DRAWING AND/OR ITS SPECIFICATIONS ARE  
THE PROPERTY OF LOADING AUTOMATION, INC. AND  
MAY NOT BE REPRODUCED IN ANY MANNER NOR THE  
CONTENTS DIVULGED TO A THIRD PARTY WITHOUT THE  
WRITTEN CONSENT OF LOADING AUTOMATION, INC.



**NOTES:**  
EFFECTIVE 6/05  
ASSEMBLY REPLACED BY MR000083  
SEE MR000176 FOR PPV REPLACEMENT INSTRUCTIONS

QAO DWG FILE NAME MR000002		A	ADDED NOTES, MR000083 ASSEMBLY		4/16/06	
		E.C.N.	LTR	DESCRIPTION OF CHANGE	DATE	BY CHK'D
<u>TOLERANCES UNLESS OTHERWISE SPECIFIED</u>		DISTRIBUTED BY:  LOADING AUTOMATION, INC. 3310 ENTERPRISE DR. WILMINGTON, NC 28405 TEL. 910-791-2125 FAX. 910-452-3889			USE ONLY GENUINE HYDRAROLL PARTS 	
		SCALE: N/A		APPROVED BY:		DRAWN BY: RJF
.XX ±		DATE: 11/17/02		E.C.N.:		ISSUED
.XXX ±						
ANGLES ±		AIR RESERVOIRS				
DO NOT SCALE DRAWING		DRAWING NUMBER MR000002				

ITEM NUMBER	DESCRIPTION	PART NUMBER	NUMBER REQUIRED
1	NUT; 3/8" NYLOC	941009	12
2	WOOD SADDLE BLOCK	USE STEEL BRACKETS	2
3	STUD COUPLING; 5/16" T x 1/4" NPT	773008	2
4	ALUMINUM AIR TANK RESERVOIR *	USE STEEL TANK	1
5	DRAIN VALVE ***	REPLACED BY 770008	1
6	PULL CABLE	770006	1
7	AIR TANK STRAP	USE STEEL BRACKETS	2
8	BRACKET; PAIR; 12" STEEL	770003	2
9	BOLT; 3/8" x 6" HEX HEAD GRADE 8	770004	2
10	NUT; 3/8" NYLOC	941009	2
11	STEEL AIR TANK RESERVOIR w/ 1/4" NPT ENDPORTS **	OBSOLETE	1
12	STUD COUPLING; 5/16" T x 3/8" NPT	773107	2
13	DRAIN VALVE WITH CABLE	770008	1
14	STEEL AIR TANK RESERVOIR w/ 3/8" NPT ENDPORTS	770002	1

ALUMINUM AIR TANK ASSEMBLY (incl. 1-7) \* 1  
USE STEEL AIR TANK ASSEMBLY

STEEL AIR TANK ASSEMBLY (incl. 8-10,12-14) 770000 1  
JUNE 1996 - PRESENT



\* NOTE: ALUMINUM RESERVOIR OBSOLETE AS OF JUNE 1992  
USE STEEL AIR TANK FOR REPLACEMENT PART

\*\* NOTE: AS OF JUNE 1996, THE STEEL AIR TANK WITH 1/4" NPT ENDPORTS  
IS OBSOLETE. IT HAS BEEN REPLACED BY A TANK WITH 3/8"  
ENDPORTS. BE SURE THAT 3/8" STUD COUPLINGS ARE USED WITH  
THE NEW RESERVOIR.

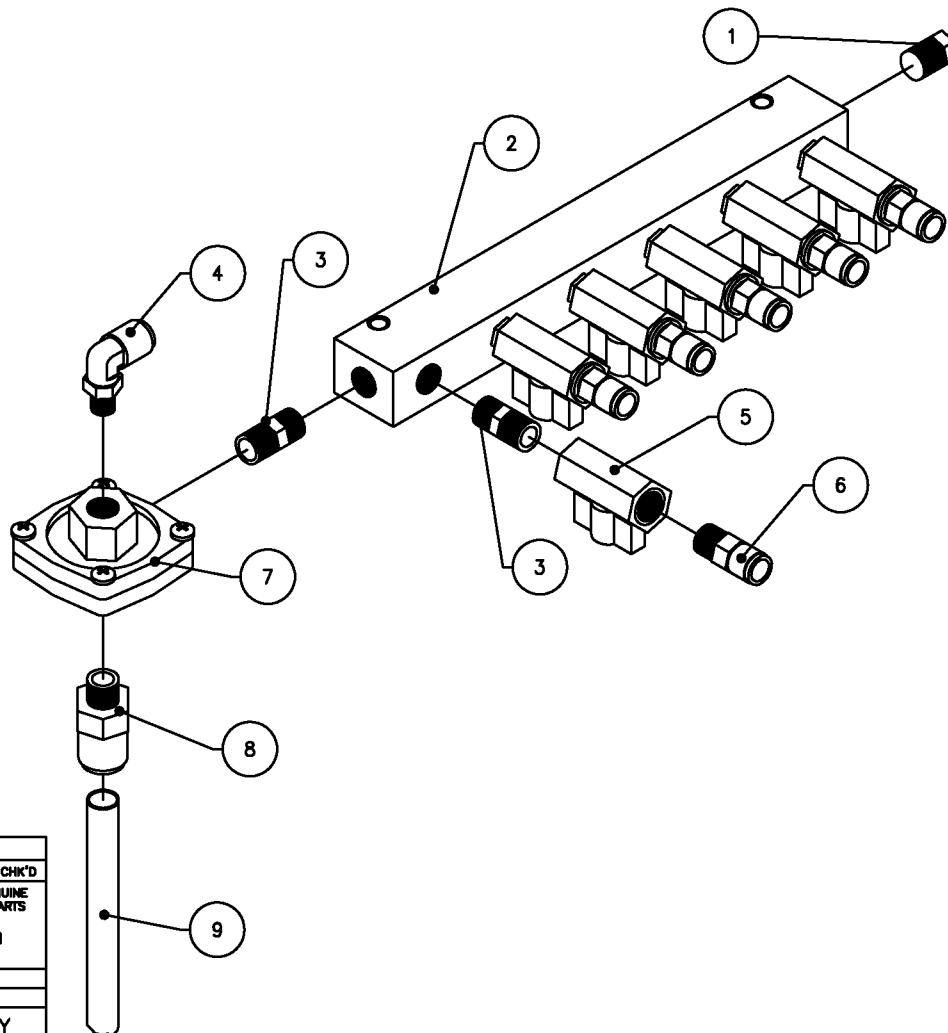
\*\*\* NOTE: AS OF MAY 1996, THE DRAIN VALVE (P/N 770001) AND CABLE  
(P/N 770006) HAVE BEEN REPLACED BY A DRAIN VALVE WITH CABLE  
ASSEMBLY (P/N 770008). THE DRAIN VALVE (P/N 770001) IS  
OBSOLETE, BUT THE PULL CABLE (P/N 770006) IS AVAILABLE FOR  
REPLACEMENT PURPOSES.


PLEASE REFERENCE DRAWING MR000002 FOR ASSEMBLY

THIS DRAWING AND/OR ITS SPECIFICATIONS ARE  
THE PROPERTY OF LOADING AUTOMATION, INC. AND  
MAY NOT BE REPRODUCED IN ANY MANNER NOR THE  
CONTENTS DIVULGED TO A THIRD PARTY WITHOUT THE  
WRITTEN CONSENT OF LOADING AUTOMATION, INC.

A		ADDED NOTES		04/19/06	
E.C.N.	LTR	DESCRIPTION OF CHANGE		DATE	BY: CHK'D
DISTRIBUTED BY:		 LOADING AUTOMATION INC. 3310 ENTERPRISE DR. WILMINGTON, NC 28405 TEL. 910-791-2125 FAX. 910-452-3889		USE ONLY GENUINE HYDRAROLL PARTS 	
		DRAWN BY: RJF		DATE: 11/15/02	
AIR RESERVOIRS					
				FILE NUMBER	
				MR000002A	

THIS DRAWING AND/OR ITS SPECIFICATIONS ARE THE PROPERTY OF LOADING AUTOMATION, INC. AND MAY NOT BE REPRODUCED IN ANY MANNER NOR THE CONTENTS DIVULGED TO A THIRD PARTY WITHOUT THE WRITTEN CONSENT OF LOADING AUTOMATION, INC.





CNO DWG FILE NAME MR000007		E.C.N. LTR		DESCRIPTION OF CHANGE		DATE	BY	CHK'D
TOLERANCES UNLESS OTHERWISE SPECIFIED  .XX ± .XXX ± ANGLES ±		DISTRIBUTED BY:		LOADING AUTOMATION, INC. 3310 ENTERPRISE DR. WILMINGTON, NC 28405 TEL. 910-791-2125 FAX. 910-452-3889		USE ONLY GENUINE HYDAROLL PARTS		
				DRAWN BY RJF				
						DATE: 11/17/02		
DO NOT SCALE DRAWING		DATE: 11/17/02		E.C.N.:		BUILT		
TRACK ISOLATION VALVE (TIV) ASSEMBLY						DRAWING NUMBER MR000007		

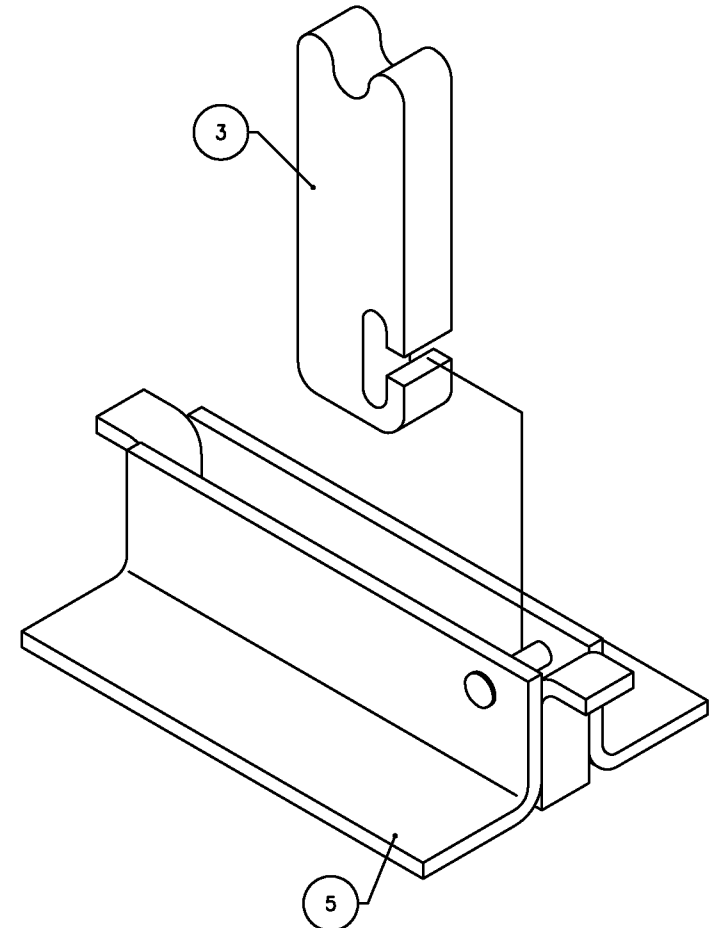
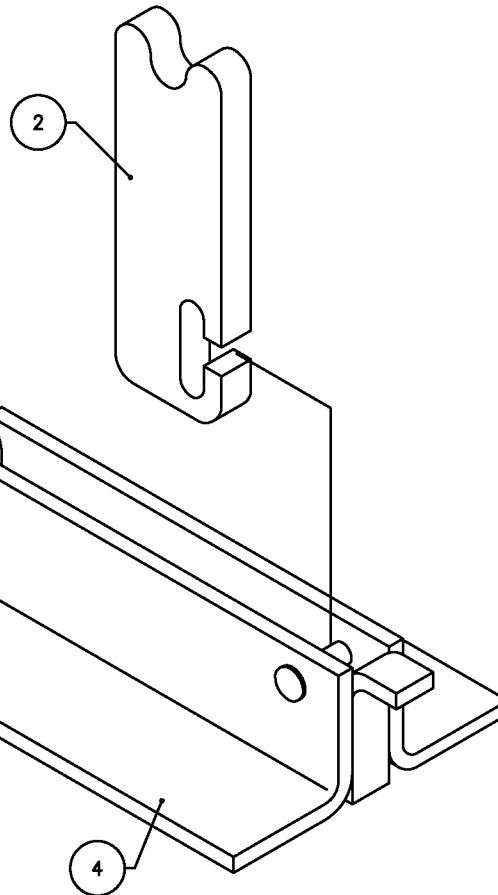
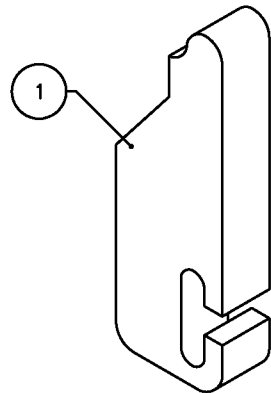
ITEM NUMBER	DESCRIPTION	PART NUMBER	NUMBER REQUIRED
1	TIV BLANKING PLUG; BRASS; 1/4" NPT	778003	1
2	MANIFOLD BLOCK; ALUMINUM; 6-PORT	772030	1
3	NIPPLE; HEX; BRASS; 1/4" NPT x 1/4" NPT	778001	7
4	SWIVEL ELBOW; 5/16" T x 1/4" NPT	773012	1
5	SHUT-OFF VALVE WITH RED KNOB	772005	6
6	STUD COUPLING; 5/16" T x 1/4" NPT	773008	6
7	QUICK EXHAUST VALVE; BODY ONLY *	772006	1
8	STUD COUPLING; 12mm T x 1/4" NPT	776001	1
9	QEV TUBE; 12mm 6"LONG	776002	1
10	QUICK EXHAUST VALVE ASSEMBLY (incl. 3,4,7-9) **	772026	1
11	TRACK ISOLATION VALVE ASSEMBLY (TIV) 6-PORT MANIFOLD WITH 6 VALVES; COMPLETE	772018	1
	TRACK ISOLATION VALVE ASSEMBLY (TIV) 6-PORT MANIFOLD WITH 4 VALVES; COMPLETE	772050	1
	* <u>NOTE</u> : REPLACES ORIGINAL ISSUE - 1991 QUICK EXHAUST VALVE (HUMPHREY) 700331		
	** <u>NOTE</u> : REPLACES ORIGINAL ISSUE - 1991 QUICK EXHAUST VALVE ASSEMBLY HA-201F0801		


PLEASE REFERENCE DRAWING MR000007 FOR ASSEMBLY

THIS DRAWING AND/OR ITS SPECIFICATIONS ARE  
THE PROPERTY OF LOADING AUTOMATION, INC. AND  
MAY NOT BE REPRODUCED IN ANY MANNER NOR THE  
CONTENTS DIVULGED TO A THIRD PARTY WITHOUT THE  
WRITTEN CONSENT OF LOADING AUTOMATION, INC.

A		ADDED 4 VALVE TIV, CHANGED TUBE DESC.		10/23/06	RJF
E.C.N.	LTR	DESCRIPTION OF CHANGE		DATE	BY: CHK'D
DISTRIBUTED BY:		 LOADING AUTOMATION INC. 3310 ENTERPRISE DR. WILMINGTON, NC 28405 TEL. 910-791-2125 FAX. 910-452-3889		USE ONLY GENUINE HYDRAROLL PARTS 	
				DRAWN BY: RJF	DATE: 11/15/02
TRACK ISOLATION VALVE (TIV) ASSEMBLY					
				FILE NUMBER	MR00007A

THIS DRAWING AND/OR ITS SPECIFICATIONS ARE THE PROPERTY OF LOADING AUTOMATION, INC. AND MAY NOT BE REPRODUCED IN ANY MANNER NOR THE CONTENTS DIVULGED TO A THIRD PARTY WITHOUT THE WRITTEN CONSENT OF LOADING AUTOMATION, INC.





CADD FILE NAME MR000009-LAI		E.C.N. LTR		DESCRIPTION OF CHANGE		DATE		BY		CHK'D	
TOLERANCES UNLESS OTHERWISE SPECIFIED  .XX ± .XXX ± ANGLES ±		DISTRIBUTED BY:		LOADING AUTOMATION, INC. 3310 ENTERPRISE DR. WILMINGTON, NC 28405 TEL. 910-791-2125 FAX. 910-452-3889		USE ONLY GENUINE HYDRAROLL PARTS					
		SOLID N/A DTD 11/17/02		APPROVED BY: E.C.N.		DRAWN BY RJF BUILT					
		PALLET STOPS									
DO NOT SCALE DRAWING		DRAWING NUMBER MR000009									

ITEM NUMBER	DESCRIPTION	PART NUMBER	NUMBER REQUIRED
1	REPLACEMENT BLADE; NOTCHED; 1" THICK	710006	1
2A	REPLACEMENT BLADE; 5/8" THICK	710004	1
2B	REPLACEMENT BLADE; 5/8" THICK; WINGED TRACK	710015	1
3A	REPLACEMENT BLADE; STANDARD; 1" THICK	710007	1
3B	REPLACEMENT BLADE; STANDARD; 1" THICK; WINGED TRACK	710011	1
4	PALLET STOP ASSY w/ 5/8" THK BLADE (incl. 2A)	710003	1
4	PALLET STOP ASSY w/ 5/8" THK BLADE; WING TRACK (incl. 2B)	710014	1
5	PALLET STOP ASSY w/STD 1" THK BLADE (incl. 3A)	710005	1
5	PALLET STOP ASSY w/STD 1" THK BLADE; WING TRACK (incl. 3B)	710010	1

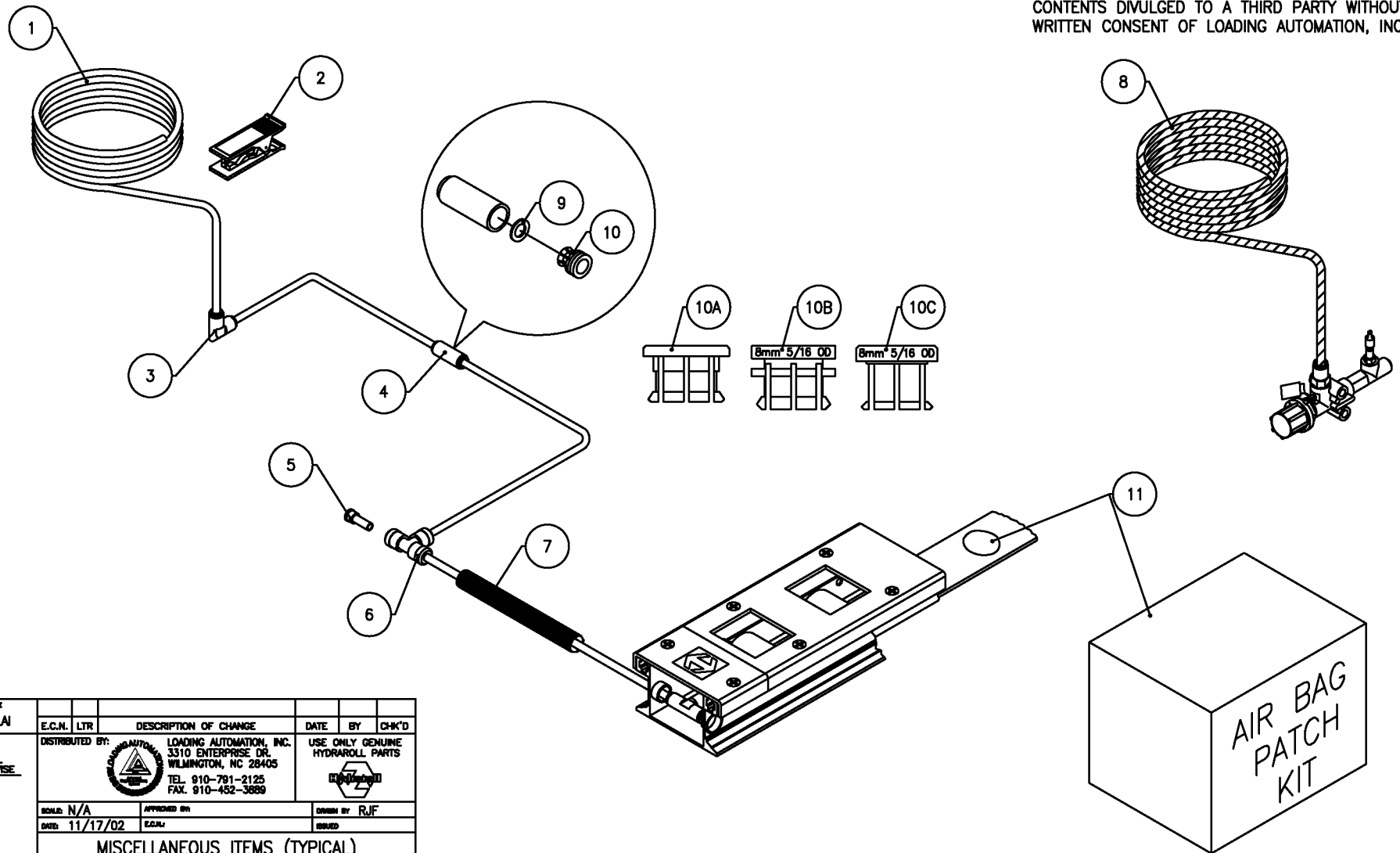
PLEASE REFERENCE DRAWING MR000009 FOR ASSEMBLY



THIS DRAWING AND/OR ITS SPECIFICATIONS ARE  
THE PROPERTY OF LOADING AUTOMATION, INC. AND  
MAY NOT BE REPRODUCED IN ANY MANNER NOR THE  
CONTENTS DIVULGED TO A THIRD PARTY WITHOUT THE  
WRITTEN CONSENT OF LOADING AUTOMATION, INC.

E.C.N.	LTR	DESCRIPTION OF CHANGE	DATE	BY:	CHK'D
DISTRIBUTED BY:		LOADING AUTOMATION INC. 3310 ENTERPRISE DR. WILMINGTON, NC 28405 TEL. 910-791-2125 FAX. 910-452-3889	USE ONLY GENUINE HYDRAROLL PARTS		
			DRAWN BY: RJF		
			DATE: 11/15/02		
PALLET STOPS					
FILE NUMBER			MR000009A		



THIS DRAWING AND/OR ITS SPECIFICATIONS ARE THE PROPERTY OF LOADING AUTOMATION, INC. AND MAY NOT BE REPRODUCED IN ANY MANNER NOR THE CONTENTS DIVULGED TO A THIRD PARTY WITHOUT THE WRITTEN CONSENT OF LOADING AUTOMATION, INC.





OLD DWD FILE NAME MR000010-LAI	E.C.N. LTR	DESCRIPTION OF CHANGE	DATE	BY	CHK'D
TOLERANCES UNLESS OTHERWISE SPECIFIED	DISTRIBUTED BY: 	LOADING AUTOMATION, INC. 3310 ENTERPRISE DR. WILMINGTON, NC 28405 TEL. 910-791-2125 FAX. 910-452-3689	USE ONLY GENUINE HYDRAROLL PARTS 		
JXX ±	SCALE: N/A	APPROVED BY:	DATE: 11/17/02	DESIGN BY: RJF	ISSUED
JXXX ±	MISCELLANEOUS ITEMS (TYPICAL)				
ANGLES ±	DRAWING NUMBER MR000010				
DO NOT SCALE DRAWING					

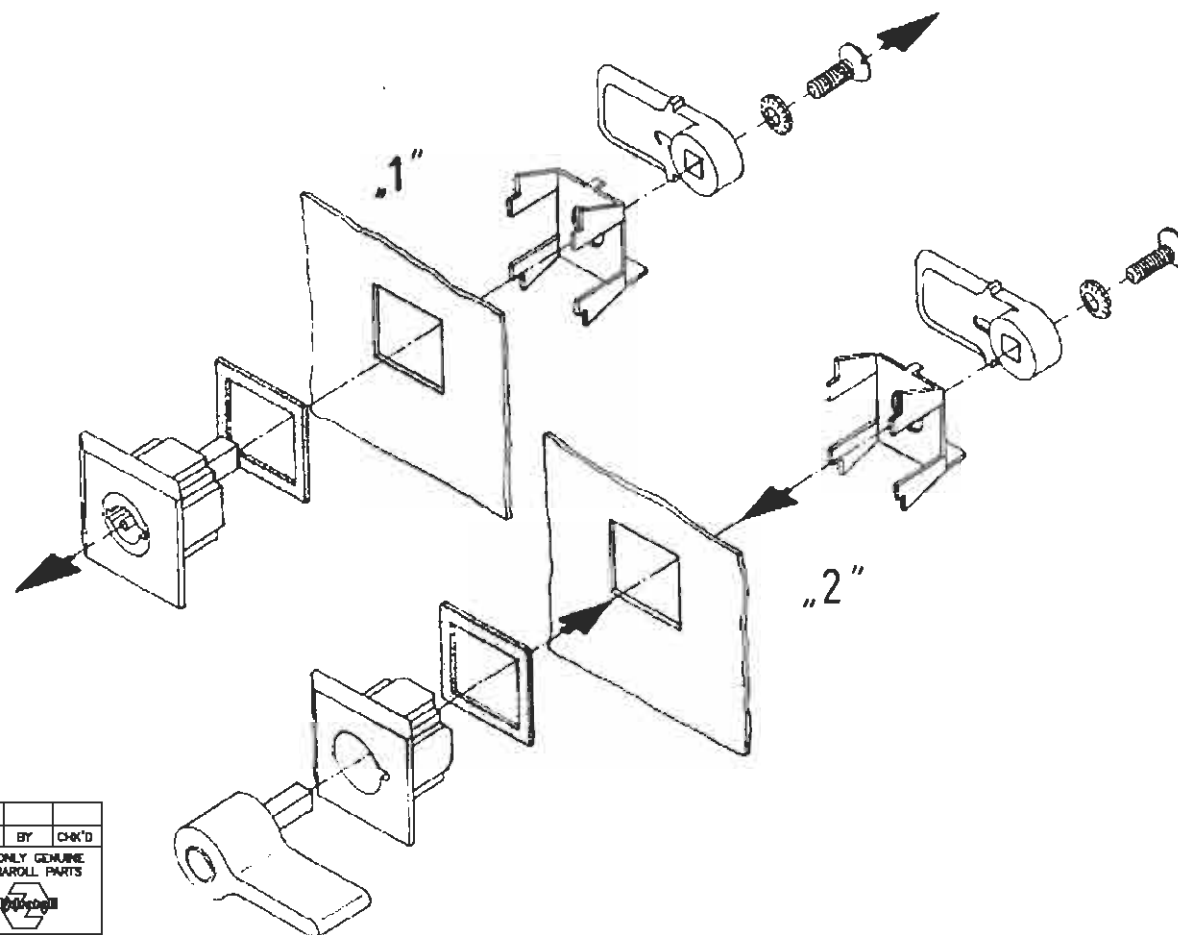
ITEM NUMBER	DESCRIPTION	PART NUMBER	NUMBER REQUIRED
1	NYLON TUBING; 5/16" OD	773005	
2	TUBING CUTTER	714009	
3	ELBOW CONNECTOR; 5/16"	773010	
4	BRASS STRAIGHT CONNECTOR	773007	
5	BLANKING PLUG	773009	
6	TEE; 5/16" T	773004	
7	PLASTIC CONDUIT	714008	
8	NYLON TUBING; 3/8" OD (DOT) BLUE	775001	
9	O-RING; 5/16"	773014	
10A	COLLET; 5/16" OLD STYLE THIN-LIP (PRE 1986)	773003	
10B	COLLET; 5/16" PRINTED EDGE DOUBLE LIP (1986-93)	773002	
10C	COLLET; 5/16" PRINTED EDGE SINGLE LIP (1993-PRESENT)	773013	
11	AIR BAG PATCH KIT	763001	



PLEASE REFERENCE DRAWING MR000010 FOR ASSEMBLY

THIS DRAWING AND/OR ITS SPECIFICATIONS ARE  
THE PROPERTY OF LOADING AUTOMATION, INC. AND  
MAY NOT BE REPRODUCED IN ANY MANNER NOR THE  
CONTENTS DIVULGED TO A THIRD PARTY WITHOUT THE  
WRITTEN CONSENT OF LOADING AUTOMATION, INC.

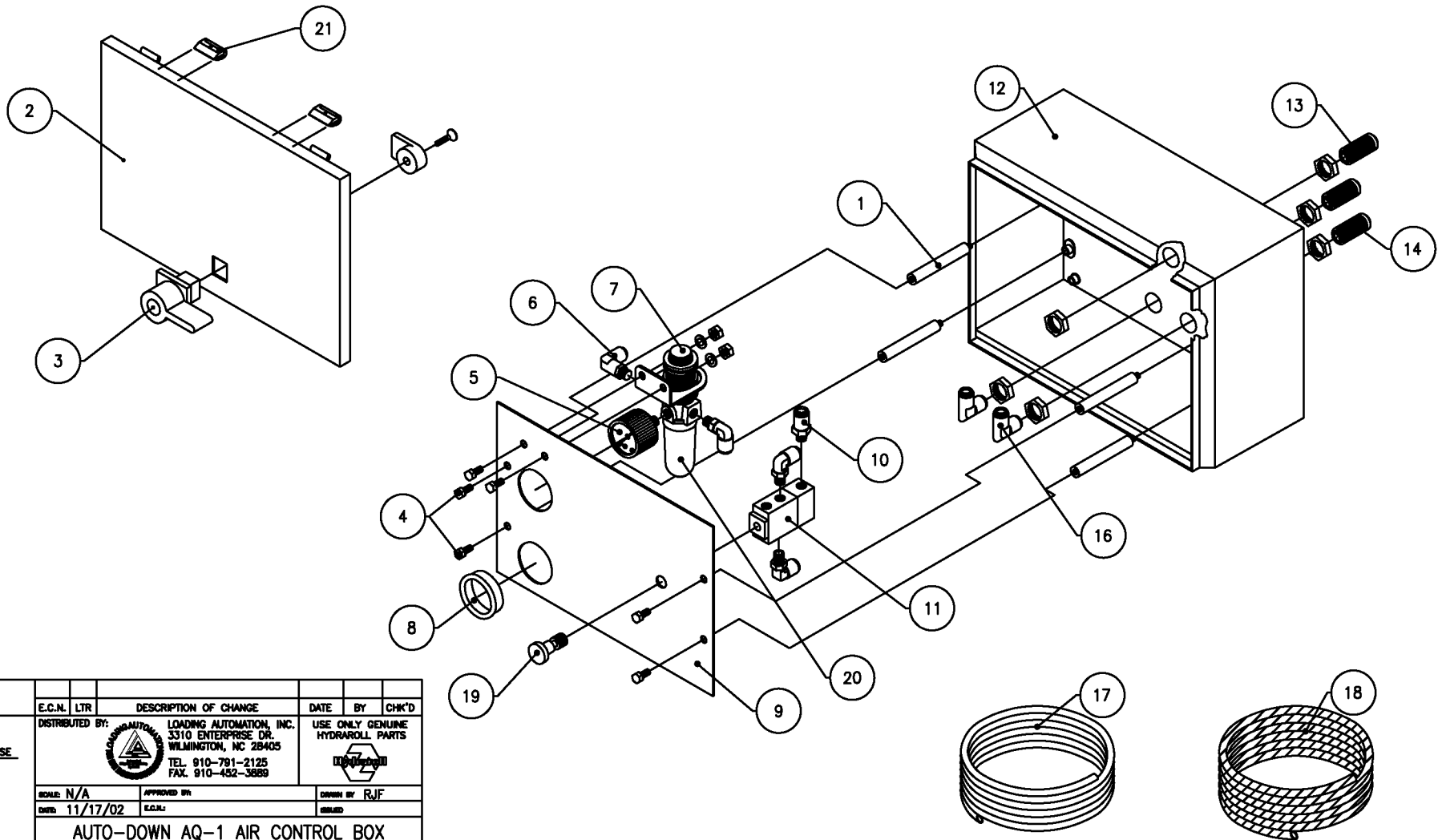
E.C.N.	LTR	DESCRIPTION OF CHANGE	DATE	BY:	CHK'D
DISTRIBUTED BY:		LOADING AUTOMATION INC. 3310 ENTERPRISE DR. WILMINGTON, NC 28405 TEL. 910-791-2125 FAX. 910-452-3889	USE ONLY GENUINE HYDRAROLL PARTS		
					
		DRAWN BY: RJF	DATE: 11/15/02		
MISCELLANEOUS ITEMS (TYPICAL)					
			FILE NUMBER MR00010A		



THIS DRAWING AND/OR ITS SPECIFICATIONS ARE THE PROPERTY OF LOADING AUTOMATION, INC. AND MAY NOT BE REPRODUCED IN ANY MANNER NOR THE CONTENTS DIVULGED TO A THIRD PARTY WITHOUT THE WRITTEN CONSENT OF LOADING AUTOMATION, INC.



OUR PPG FILE NAME MR000020		E.C.N.	LTR	DESCRIPTION OF CHANGE		DATE	BY	CHK'D
<u>TOLERANCES UNLESS OTHERWISE SPECIFIED</u>		DISTRIBUTED BY: 		LOADING AUTOMATION, INC. 3310 ENTERPRISE DR. WILMINGTON, NC 28405 TEL. 910-781-2125 FAX. 910-452-3899		USE ONLY GENUINE HYDRAROLL PARTS 		
.XX	±	SOLE N/A		APPROVED BY:		DRAWN BY RJF		
.XXX	±	DATE: 11/17/02		E.C.N.		RELEASED		
ANGLES	±	CONTROL BOX LATCH ASSY						
DO NOT SCALE DRAWING						DRAWING NUMBER MR000020		

THIS DRAWING AND/OR ITS SPECIFICATIONS ARE THE PROPERTY OF LOADING AUTOMATION, INC. AND MAY NOT BE REPRODUCED IN ANY MANNER NOR THE CONTENTS DIVULGED TO A THIRD PARTY WITHOUT THE WRITTEN CONSENT OF LOADING AUTOMATION, INC.



OLD DWG FILE NAME MRO00035		E.C.N. LTR		DESCRIPTION OF CHANGE		DATE		BY		CHK'D	
<u>TOLERANCES UNLESS OTHERWISE SPECIFIED</u>		DISTRIBUTED BY:		LOADING AUTOMATION, INC. 3310 ENTERPRISE DR. WILMINGTON, NC 28405		USE ONLY GENUINE HYDRAROLL PARTS					
				TEL. 910-791-2125 FAX. 910-452-3688							
.XX ±		SCALE: N/A		APPROVED BY		DRAWN BY: RJF					
.XXX ±		DTD: 11/17/02		E.C.N.:		ISSUED					
ANGLES ±		AUTO-DOWN AQ-1 AIR CONTROL BOX									
DO NOT SCALE DRAWING								OTHER NUMBER MRO00035			



**DO NOT SCALE  
DRAWING**

ITEM NUMBER	DESCRIPTION	PART NUMBER	NUMBER REQUIRED
1	FACE PLATE MOUNTING PILLAR *	771043	4
2	LID; COMPLETE WITH SEAL *	771013	1
3	LATCH *	771012	1
4	FACE PLATE MOUNTING BOLT *	940031	4
5	GAUGE; 30 psi	772008	1
6	SWIVEL ELBOW ADAPTER; 5/16" T x 1/8" P	773011	4
7	FILTER REGULATOR ASSEMBLY; 30 psi (incl. 5,6,20)	772017	1
8	GROMMET	714002	1
9	FACE PLATE (PREDRILLED) *	771027	1
10	STUD COUPLING; 3/8" T (DOT) x 1/8" NPT	775004	1
11	AUTO-DOWN CONTROL VALVE (incl. 19)	772024	1
12	BOX ASSEMBLY (5" x 8" x 12") *	771023	1
13	BULKHEAD CONNECTOR; 3/8" T; DOT; COMPLETE WITH LOCKNUTS	775002	1
14	BULKHEAD CONNECTOR; 5/16" T; COMPLETE WITH LOCKNUTS	771010	2
16	ELBOW CONNECTOR	773010	2
17	NYLON TUBING; 5/16" OD	773005	3 FEET
18	NYLON TUBING; 3/8" DOT	775001	AS REQ'D
19	KNOB; AUTO-DOWN VALVE	772023	1
20	FILTER BOWL (METAL)	772012	1
21	REPLACEMENT HINGE (incl. screws and washers) *	771003	2
	AUTO-DOWN AIR CONTROL BOX AQ-1 COMPLETE (incl. 1-20)	771017	1
	RETRO-KIT AUTO-DOWN CONTROL BOX	771028	

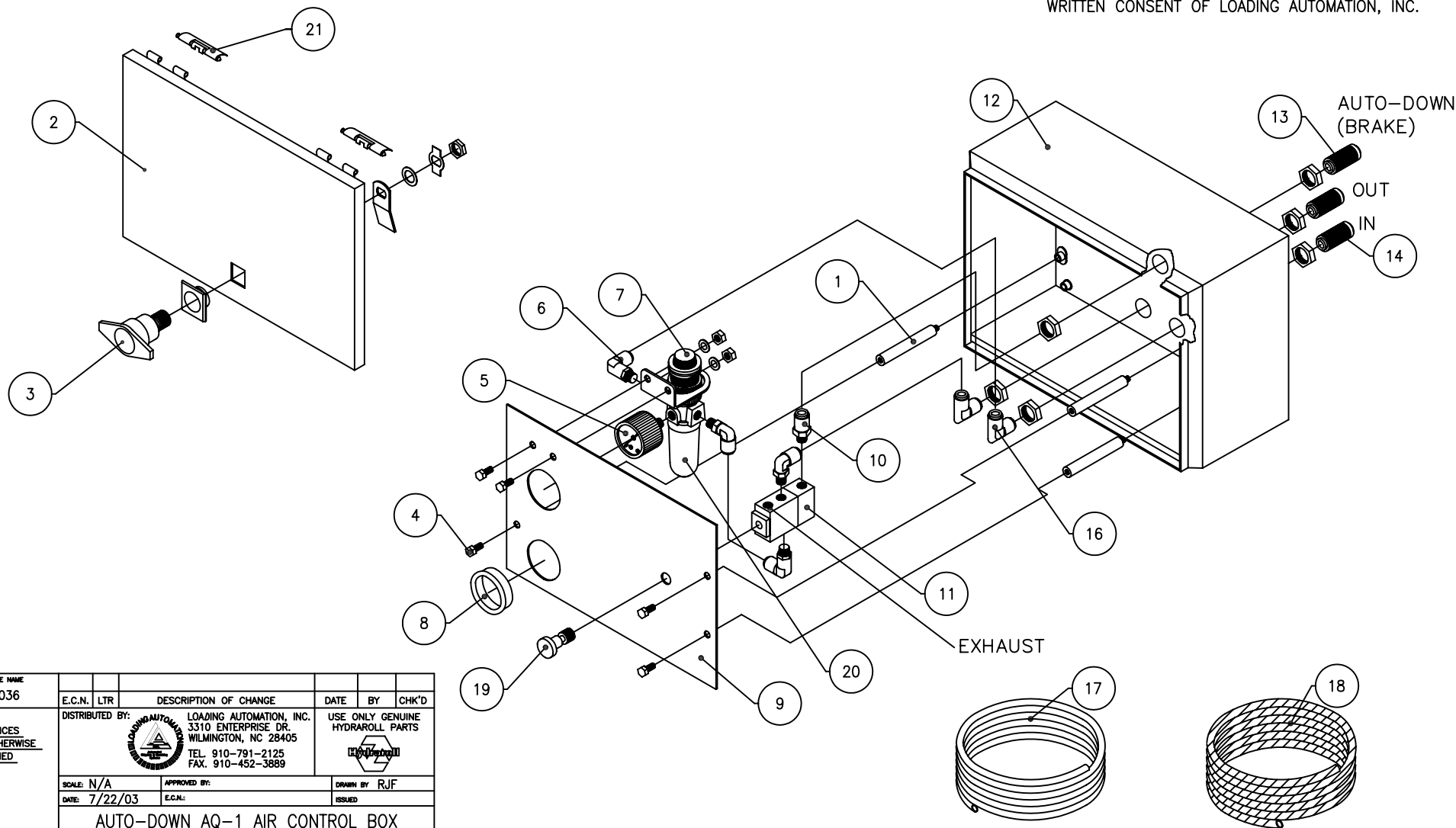
\* NOTE: AS OF JANUARY 1998, THE SAREL BRAND CONTROL BOX IS OBSOLETE. IT HAS BEEN REPLACED BY A RITTAL BRAND CONTROL BOX.



PLEASE REFERENCE DRAWING MR000035 FOR ASSEMBLY

THIS DRAWING AND/OR ITS SPECIFICATIONS ARE THE PROPERTY OF LOADING AUTOMATION, INC. AND MAY NOT BE REPRODUCED IN ANY MANNER NOR THE CONTENTS DIVULGED TO A THIRD PARTY WITHOUT THE WRITTEN CONSENT OF LOADING AUTOMATION, INC.

E.C.N.	LTR	DESCRIPTION OF CHANGE	DATE	BY:	CHK'D
DISTRIBUTED BY:		LOADING AUTOMATION INC. 3310 ENTERPRISE DR. WILMINGTON, NC 28405 TEL. 910-791-2125 FAX. 910-452-3889	USE ONLY GENUINE HYDRAROLL PARTS		
					
			DRAWN BY: RJF      DATE: 11/15/02		
AUTO-DOWN AQ-1 AIR CONTROL BOX					
			FILE NUMBER MR000035A		

THIS DRAWING AND/OR ITS SPECIFICATIONS ARE THE PROPERTY OF LOADING AUTOMATION, INC. AND MAY NOT BE REPRODUCED IN ANY MANNER NOR THE CONTENTS DIVULGED TO A THIRD PARTY WITHOUT THE WRITTEN CONSENT OF LOADING AUTOMATION, INC.





CAD DWG FILE NAME MR000036									
	E.C.N.	LTR	DESCRIPTION OF CHANGE			DATE	BY	CHK'D	
<u>TOLERANCES UNLESS OTHERWISE SPECIFIED</u>	DISTRIBUTED BY:			LOADING AUTOMATION, INC. 3310 ENTERPRISE DR. WILMINGTON, NC 28405 TEL. 910-791-2125 FAX. 910-452-3889		USE ONLY GENUINE HYDRAROLL PARTS			
									
	SCALE: N/A			APPROVED BY:			DRAWN BY RJF		
	DATE: 7/22/03			E.C.N.:			ISSUED		
.XX ±	AUTO-DOWN AQ-1 AIR CONTROL BOX								
.XXX ±									
ANGLES ±									
DO NOT SCALE DRAWING	STAINLESS STEEL BOX					DRAWING NUMBER MR000036			

ITEM NUMBER	DESCRIPTION	PART NUMBER	NUMBER REQUIRED
1	FACE PLATE MOUNTING PILLAR *	771043	3
2	S/S LID; WITH HINGES	771068	1
3	TEE HANDLE LATCH; CHROME *	771045	1
4	FACE PLATE MOUNTING BOLT *	940031	3
5	GAUGE; 30 psi	772008	1
6	SWIVEL ELBOW ADAPTER; 5/16" T x 1/8" P	773011	4
7	FILTER REGULATOR ASSEMBLY; 30 psi (incl. 5,6,20)	772017	1
8	GROMMET	714002	1
9	FACE PLATE (PREDRILLED) *	771047	1
10	STUD COUPLING; 3/8" T (DOT) x 1/8" NPT	775004	1
11	AUTO-DOWN CONTROL VALVE (incl. 19)	772024	1
12	S/S ENCLOSURE; AQ1; PRED-DRILLED W/ DECAL (EMPTY)*	771049	1
13	BULKHEAD CONNECTOR; 3/8" T; DOT;	775002	1
	COMPLETE WITH LOCKNUTS		
14	BULKHEAD CONNECTOR; 5/16" T;	771010	2
	COMPLETE WITH LOCKNUTS		
16	ELBOW FITTING; 5/16" TUBE	773010	2
17	NYLON TUBING; 5/16" OD	773005	3 FEET
18	NYLON TUBING; 3/8" DOT	775001	AS REQ'D
19	KNOB; AUTO-DOWN VALVE	772023	1
20	FILTER BOWL (METAL)	772012	1
21	S/S HINGE ASSEMBLY (REPLACEMENT)	771046	2
	AUTO-DOWN AIR CONTROL BOX AQ-1 COMPLETE (incl. 1-20)	771050	1
	CONTROL BOX MOUNTIN BRACKET (NOT SHOWN)	771000	1
	RETRO-KIT AUTO-DOWN CONTROL BOX	771028	

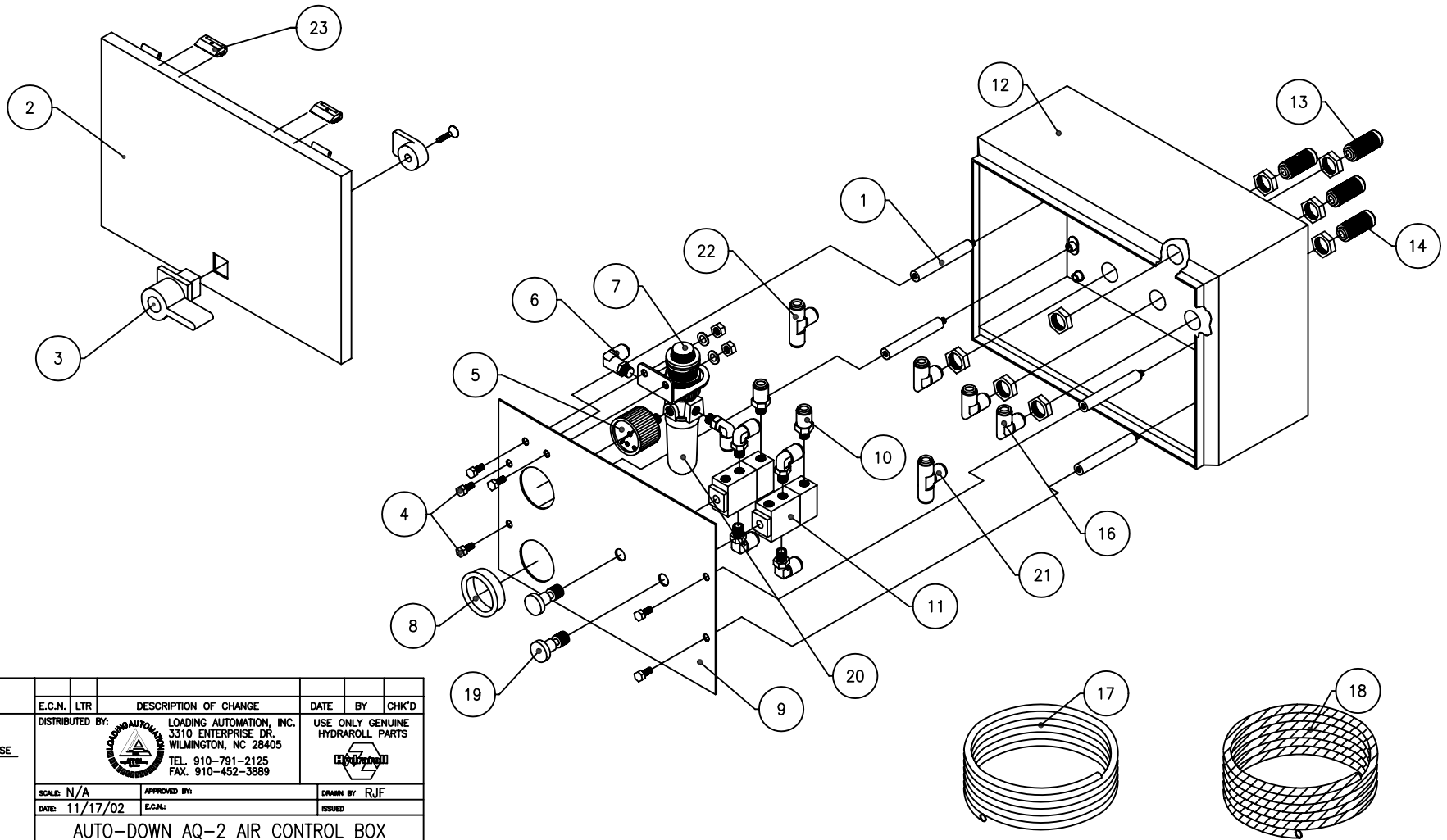
\* NOTE: AS OF JANUARY 1998, THE SAREL BRAND CONTROL BOX IS OBSOLETE. IT HAS BEEN REPLACED BY A RITTAL BRAND CONTROL BOX.



PLEASE REFERENCE DRAWING MR000036 FOR ASSEMBLY

THIS DRAWING AND/OR ITS SPECIFICATIONS ARE THE PROPERTY OF LOADING AUTOMATION, INC. AND MAY NOT BE REPRODUCED IN ANY MANNER NOR THE CONTENTS DIVULGED TO A THIRD PARTY WITHOUT THE WRITTEN CONSENT OF LOADING AUTOMATION, INC.

	B	UPDATED ITEM #2, WAS 771048		04/18/06	RJF
	A	REMOVED 771023 PART NUMBER, UPDATE		01/24/06	RJF
E.C.N.	LTR	DESCRIPTION OF CHANGE		DATE	BY: CHK'D
DISTRIBUTED BY:		 LOADING AUTOMATION INC. 3310 ENTERPRISE DR. WILMINGTON, NC 28405 TEL. 910-791-2125 FAX. 910-452-3889		USE ONLY GENUINE HYDRAROLL PARTS 	
				DRAWN BY: RJF	DATE: 11/15/02
AUTO-DOWN AQ-1 AIR CONTROL BOX					
STAINLESS STEEL BOX				FILE NUMBER	MR000036A

THIS DRAWING AND/OR ITS SPECIFICATIONS ARE THE PROPERTY OF LOADING AUTOMATION, INC. AND MAY NOT BE REPRODUCED IN ANY MANNER NOR THE CONTENTS DIVULGED TO A THIRD PARTY WITHOUT THE WRITTEN CONSENT OF LOADING AUTOMATION, INC.



C&D DWG FILE NAME MR000040		E.C.N.	LTR	DESCRIPTION OF CHANGE	DATE	BY	CHK'D
<b>TOLERANCES UNLESS OTHERWISE SPECIFIED</b>  .XX ± .XXX ± ANGLES ±		DISTRIBUTED BY:  LOADING AUTOMATION, INC. 3310 ENTERPRISE DR. WILMINGTON, NC 28405 TEL. 910-791-2125 FAX. 910-452-3889			USE ONLY GENUINE HYDRAROLL PARTS 		
		SCALE: N/A DATE: 11/17/02			APPROVED BY: E.C.N.: DRAWN BY: R.J.F. ISSUED:		
DO NOT SCALE DRAWING		AUTO-DOWN AQ-2 AIR CONTROL BOX PAINTED BOX			DRAWING NUMBER MR000040		





ITEM NUMBER	DESCRIPTION	PART NUMBER	NUMBER REQUIRED
1	FACE PLATE MOUNTING PILLAR *	771043	
2	LID; COMPLETE WITH SEAL *	771013	1
3	LATCH *	771012	1
4	FACE PLATE MOUNTING BOLT *	940031	3
5	GAUGE; 30 psi	772008	1
6	SWIVEL ELBOW ADAPTER; 5/16" T x 1/8" P	773011	4
7	FILTER REGULATOR ASSEMBLY; 30 psi (incl. 5,6,20)	772017	1
8	GROMMET	714002	1
9	FACE PLATE (PREDRILLED) *	771029	1
10	STUD COUPLING; 3/8" T (DOT) x 1/8" NPT	775004	1
11	AUTO-DOWN CONTROL VALVE (incl. 19)	772024	1
12	BOX ASSEMBLY (5" x 8" x 12") *	771023	1
13	BULKHEAD CONNECTOR; 3/8" T; DOT;	775002	1
	COMPLETE WITH LOCKNUTS		
14	BULKHEAD CONNECTOR; 5/16" T;	771010	2
	COMPLETE WITH LOCKNUTS		
16	ELBOW FITTING; 5/16" TUBE	773010	2
17	NYLON TUBING; 5/16" OD	773005	3 FEET
18	NYLON TUBING; 3/8" DOT	775001	AS REQ'D
19	KNOB; AUTO-DOWN VALVE	772023	1
20	FILTER BOWL (METAL)	772012	1
21	CONNECTOR TEE; 5/16" T	773004	2
22	CONNECTOR TEE; 3/8" DOT	775003	1
23	REPLACEMENT HINGE (incl. screws and washers) *	771003	2
	CONTROL BOX MOUNTING BRACKET (NOT SHOWN)	77100	1
	AUTO-DOWN AIR CONTROL BOX AQ-2 COMPLETE (incl. 1-20)	771018	1
	RETRO-KIT AUTO-DOWN CONTROL BOX	771028	

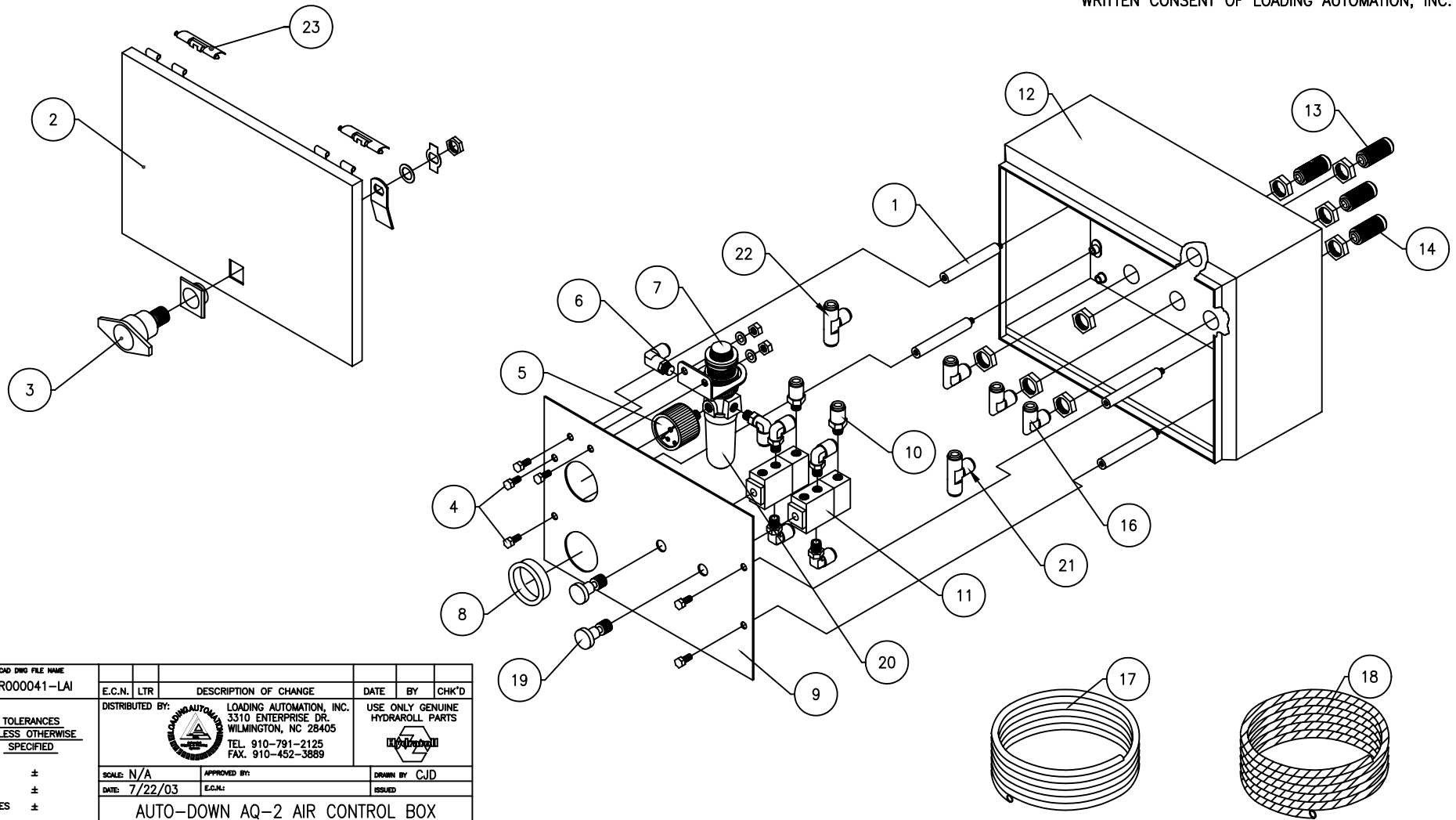
\* NOTE: AS OF JANUARY 1998, THE SAREL BRAND CONTROL BOX IS OBSOLETE. IT HAS BEEN REPLACED BY A RITTAL BRAND CONTROL BOX.



PLEASE REFERENCE DRAWING MR000040 FOR ASSEMBLY

THIS DRAWING AND/OR ITS SPECIFICATIONS ARE THE PROPERTY OF LOADING AUTOMATION, INC. AND MAY NOT BE REPRODUCED IN ANY MANNER NOR THE CONTENTS DIVULGED TO A THIRD PARTY WITHOUT THE WRITTEN CONSENT OF LOADING AUTOMATION, INC.

A		ADDED PART #77100		02/08/06 WIM	
E.C.N.	LTR	DESCRIPTION OF CHANGE		DATE	BY: CHK'D
DISTRIBUTED BY:		LOADING AUTOMATION INC. 3310 ENTERPRISE DR. WILMINGTON, NC 28405 TEL. 910-791-2125 FAX. 910-452-3889		USE ONLY GENUINE HYDRAROLL PARTS	
					
				DRAWN BY: RJF	DATE: 11/15/02
AUTO-DOWN AQ-2 AIR CONTROL BOX					
				FILE NUMBER	MR000040A

THIS DRAWING AND/OR ITS SPECIFICATIONS ARE THE PROPERTY OF LOADING AUTOMATION, INC. AND MAY NOT BE REPRODUCED IN ANY MANNER NOR THE CONTENTS DIVULGED TO A THIRD PARTY WITHOUT THE WRITTEN CONSENT OF LOADING AUTOMATION, INC.





CND DWG FILE NAME MR000041-LAI		E.C.N.	LTR	DESCRIPTION OF CHANGE	DATE	BY	CHK'D
TOLERANCES UNLESS OTHERWISE SPECIFIED  .XX ± .XXX ± ANGLES ±		DISTRIBUTED BY:  LOADING AUTOMATION, INC. 3310 ENTERPRISE DR. WILMINGTON, NC 28405 TEL. 910-791-2125 FAX. 910-452-3889			USE ONLY GENUINE HYDRAROLL PARTS 		
		SCALE: N/A DATE: 7/22/03			APPROVED BY: E.C.N.: DRAWN BY: CJD ISSUED:		
DO NOT SCALE DRAWING		AUTO-DOWN AQ-2 AIR CONTROL BOX STAINLESS STEEL BOX			DRAWING NUMBER MR000041-LAI		

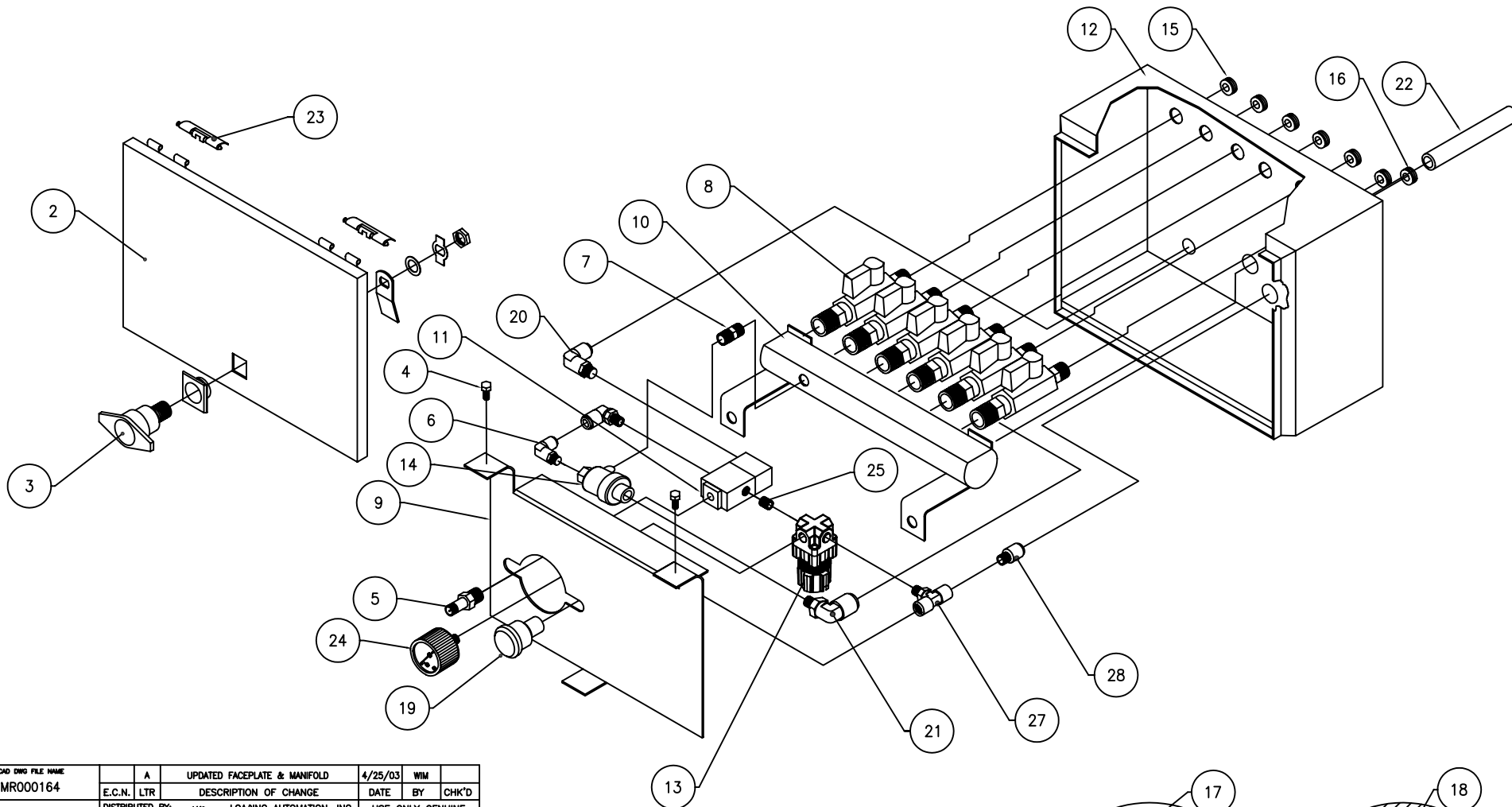
ITEM NUMBER	DESCRIPTION	PART NUMBER	NUMBER REQUIRED
1	FACE PLATE MOUNTING PILLAR *	771043	
2	LID; WITH HINGES	771048	1
3	LATCH *	771045	1
4	FACE PLATE MOUNTING BOLT *	940031	3
5	GAUGE; 30 psi	772008	1
6	SWIVEL ELBOW ADAPTER; 5/16" T x 1/8" P	773011	4
7	FILTER REGULATOR ASSEMBLY; 30 psi (incl. 5,6,20)	772017	1
8	GROMMET	714002	1
9	FACE PLATE (PREDRILLED) *	771047	1
10	STUD COUPLING; 3/8" T (DOT) x 1/8" NPT	775004	1
11	AUTO-DOWN CONTROL VALVE (incl. 19)	772024	1
12	BOX ASSEMBLY (5" x 8" x 12") *	771023	1
13	BULKHEAD CONNECTOR; 3/8" T; DOT; COMPLETE WITH LOCKNUTS	775002	1
14	BULKHEAD CONNECTOR; 5/16" T; COMPLETE WITH LOCKNUTS	771010	2
16	ELBOW FITTING; 5/16" TUBE	773010	2
17	NYLON TUBING; 5/16" OD	773005	3 FEET
18	NYLON TUBING; 3/8" DOT	775001	AS REQ'D
19	KNOB; AUTO-DOWN VALVE	772023	1
20	FILTER BOWL (METAL)	772012	1
21	CONNECTOR TEE; 5/16" T	773004	2
22	CONNECTOR TEE; 3/8" DOT	775003	1
23	HINGE ASSEMBLY (REPLACEMENT)	771046	2
	CONTROL BOX MOUNTING BRACKET (NOT SHOWN)	77100	1
	AUTO-DOWN AIR CONTROL BOX AQ-2 COMPLETE (incl. 1-22)	771051	1
	STAINLESS STEEL ENCLOSURE (EMPTY); AQ-2 PRE-DRILLED W/DECAL	771049	
	RETRO-KIT AUTO-DOWN CONTROL BOX	771028	



\* NOTE: AS OF JANUARY 1998, THE SAREL BRAND CONTROL BOX IS OBSOLETE. IT HAS BEEN REPLACED BY A RITTAL BRAND CONTROL BOX.

PLEASE REFERENCE DRAWING MR000041 FOR ASSEMBLY

THIS DRAWING AND/OR ITS SPECIFICATIONS ARE THE PROPERTY OF LOADING AUTOMATION, INC. AND MAY NOT BE REPRODUCED IN ANY MANNER NOR THE CONTENTS DIVULGED TO A THIRD PARTY WITHOUT THE WRITTEN CONSENT OF LOADING AUTOMATION, INC.

A		ADDED PART #77100		02/08/06 WIM	
E.C.N.	LTR	DESCRIPTION OF CHANGE		DATE	BY: CHK'D
DISTRIBUTED BY:		 LOADING AUTOMATION INC. 3310 ENTERPRISE DR. WILMINGTON, NC 28405 TEL. 910-791-2125 FAX. 910-452-3889		USE ONLY GENUINE HYDRAROLL PARTS  DRAWN BY: CJD DATE: 7/22/03	
AUTO-DOWN AQ-2 AIR CONTROL BOX					
STAINLESS STEEL BOX				FILE NUMBER MR000041A	



CAD DWG FILE NAME MR000164		A		UPDATED FACEPLATE & MANIFOLD		4/25/03	WIM	
E.C.N. LTR		DESCRIPTION OF CHANGE				DATE	BY	CHK'D
<u>TOLERANCES</u> <u>UNLESS OTHERWISE</u> <u>SPECIFIED</u>		DISTRIBUTED BY: <div>LOADING AUTOMATION, INC. 3310 ENTERPRISE DR. WILMINGTON, NC 28405 TEL. 910-791-2125 FAX. 910-452-3889</div>				USE ONLY GENUINE HYDRAROLL PARTS <div></div>		
		SCALE: N/A		APPROVED BY:		DRAWN BY: WIM		
.XX ±		DATE: 7/1/05		E.C.N.:		ISSUED		
.XXX ±		S/S CONTROL BOX: AUTODOWN W/ AIV & TIV						
ANGLES ±								
DO NOT SCALE DRAWING		S/S BOX 771064				DRAWING NUMBER MR000164		



THIS DRAWING AND/OR ITS SPECIFICATIONS ARE THE PROPERTY OF LOADING AUTOMATION, INC. AND MAY NOT BE REPRODUCED IN ANY MANNER NOR THE CONTENTS DIVULGED TO A THIRD PARTY WITHOUT THE WRITTEN CONSENT OF LOADING AUTOMATION, INC.

ITEM NUMBER	DESCRIPTION	PART NUMBER	NUMBER REQUIRED
2	S/S LID; COMPLETE WITH SEAL	771043	1
3	TEE HANDLE LATCH *	771048	1
4	FACE PLATE MOUNTING BOLT	771045	3
5	SCHRADER VALVE; 1/8" BSP	772028	1
7	STRAIGHT ADAPTOR; 1/4" P x 1/4" P	778001	1
8	TRACK ISOLATION VALVE	772058	6
9	FACE PLATE (PREDRILLED)	771065	1
10	MANIFOLD, TRACK ISOLATION VALVE (TIV) W/BRACKET	772059	1
11	AUTO-DOWN CONTROL VALVE (incl. 19)	772024	1
12	S/S CONTROL BOX, PRE-DRILLED W/ DECAL	771066	1
13	PRESSURE REGULATOR	772055	1
14	QUICK EXHAUST VALVE (QEV)	772056	1
15	GROMMET; 8mm	714030	8
16	GROMMET; 22mm	714031	1
17	NYLON TUBING; 5/16" OD	773005	AS REQ'D
18	NYLON TUBING; D.O.T.; 3/8" OD	775001	AS REQ'D
19	KNOB; AUTO-DOWN VALVE	772023	1
20	ELBOW; D.O.T; 1/8" X 3/8" T	775009	1
21	ELBOW; SWIVEL; 1/4" X 12mm TUBE	776005	1
22	TUBE, 12mm (.50") O.D.	776002	1
23	REPLACEMENT HINGE (incl. pin and clips)	771046	2
24	PRESSURE GUAGE	772008	1
25	NIPPLE; HEX; 1/8" X 1/8"	778023	2
26	STUD COUPLING 1/4" NPT X 5/16 TUBE	773008	6
27	TEE; 1/8" FEMALE X 1/8" MALE X 1/8" FEMALE NPT	773023	1
28	STUD COUPLING: 1/8" NPT X 5/16 TUBE	773001	1
	CONTROL BOX ASSY: S/S AUTODOWN, AIV & TIV INCLUDED	771064	1
	CONTROL BOX MOUNTING BRACKET (2 PC.)	711009	1
NOTE: ITEM #1 "PILLAR; FACE PLATE MOUNTING; 97mm LONG" REMOVED BECAUSE FACE PLATE BOLTED TO BOX			

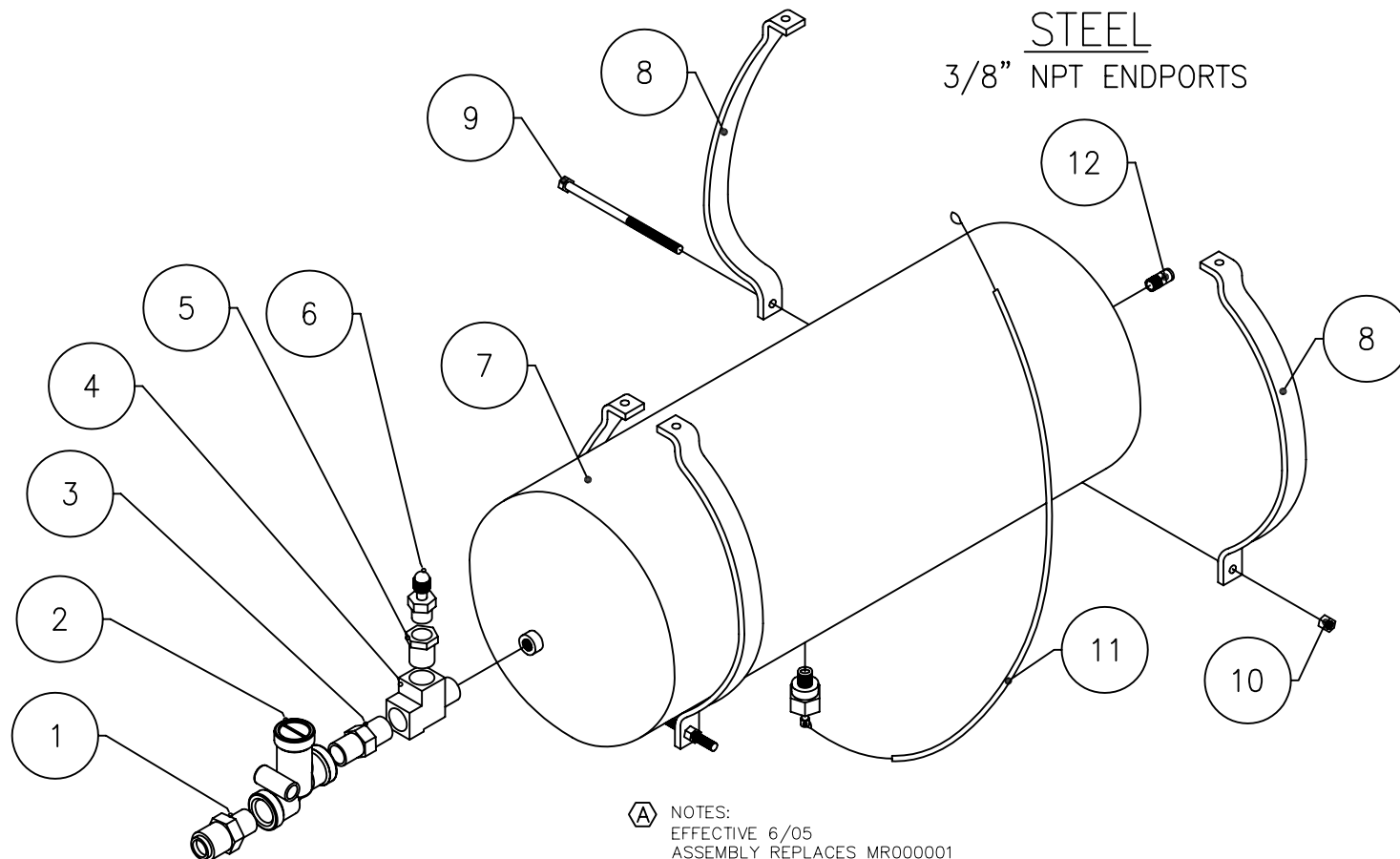
PLEASE REFERENCE DRAWING MR000164 FOR ASSEMBLY

THIS DRAWING AND/OR ITS SPECIFICATIONS ARE  
THE PROPERTY OF LOADING AUTOMATION, INC. AND  
MAY NOT BE REPRODUCED IN ANY MANNER NOR THE  
CONTENTS DIVULGED TO A THIRD PARTY WITHOUT THE  
WRITTEN CONSENT OF LOADING AUTOMATION, INC.

	C	ITEM #6 REMOVED, ITEM #26 WAS 773022	05/23/06	WIM	
	B	UPDATED ITEMS 5, 24 & 2	04/25/06	WIM	
	A	ADDED CONTROL BOX MOUTING BRACKET	01/25/06	RJF	
E.C.N.	LTR	DESCRIPTION OF CHANGE	DATE	BY:	CHK'D

DISTRIBUTED BY:	 <div>LOADING AUTOMATION INC. 3310 ENTERPRISE DR. WILMINGTON, NC 28405 TEL. 910-791-2125 FAX. 910-452-3889</div>	USE ONLY GENUINE HYDRAROLL PARTS 
		DRAWN BY: WIM      DATE: 7/1/05

S/S CONTROL BOX: AUTODOWN W/ AIV & TIV	
S/S BOX 771064	FILE NUMBER MR000164A



- (A) NOTES:  
EFFECTIVE 6/05  
ASSEMBLY REPLACES MR000001  
SEE MR000176 FOR PPV REPLACEMENT INSTRUCTIONS

C&D DWG FILE NAME MR000083		A		ADDED NOTE		4/19/06			
E.C.N. LTR		DESCRIPTION OF CHANGE		DATE		BY		CHK'D	
DISTRIBUTED BY:		LOADING AUTOMATION, INC. 3310 ENTERPRISE DR. WILMINGTON, NC 28405 TEL. 910-791-2125 FAX. 910-452-3889		USE ONLY GENUINE HYDRAROLL PARTS					
SCALE: N/A		APPROVED BY:		DRAWN BY: WIM					
DATE: 7/7/05		E.C.N.:		ISSUED					
TOLERANCES UNLESS OTHERWISE SPECIFIED									
.XX	±								
.XXX	±								
ANGLES	±								
DO NOT SCALE DRAWING		DRAWING NUMBER MR000083							



THIS DRAWING AND/OR ITS SPECIFICATIONS ARE  
THE PROPERTY OF LOADING AUTOMATION, INC. AND  
MAY NOT BE REPRODUCED IN ANY MANNER NOR THE  
CONTENTS DIVULGED TO A THIRD PARTY WITHOUT THE  
WRITTEN CONSENT OF LOADING AUTOMATION, INC.

ITEM NUMBER	DESCRIPTION	PART NUMBER	NUMBER REQUIRED
1	STUD CPLG; D.O.T.; 3/8 NPT X 3/8 TUBE	775010	1
2	PRESSURE PROTECTION VALVE (PPV) BODY; 3/8" X 3/8" NPT	772004	1
3	NIPPLE: HEX; BRASS 3/8" NPT X 3/8" NPT	774017	1
4	TEE; BRASS; 3/8" MALE X 3/8" FEMALE X 3/8" FEMALE NPT	774016	1
5	REDUCING BUSHING; BRASS; 3/8" NPT - 1/8" NPT	774015	1
6	AUX. INFLATE VALVE (AIV); SCHRADER TYPE; 1/8" NPT	772028	1
7	STEEL AIR TANK RESERVOIR W/ 3/8" NPT ENDPORTS	770002	1
8	BRACKET; STEEL 2 PC.; 12" STEEL	770003	2
9	BOLT; HEX HEAD; 3/8" FULL THREAD X 6" LONG	770004	2
10	NUT; NYLOC; 3/8"	941009	2
11	DRAIN VALVE; 1/4" NPT; WITH CABLE	770008	1
12	STUD COUPLING; 5/16" T x 3/8" NPT	773017	1
	AIR TANK ASSEMBLY (ITEM #7-12) JUNE 1996-PRESENT	770000	1
	PRESSURE PROTECT ASSY W/ AIV SCHRADER (ITEM #1-6)	772053	1
	PRESSURE PROTECT VALVE ASSY W/O AIV SCHRADER (ITEM #1-3) (NOTE: USED WHEN AIV SCHRADER VALVE IS IN CONTROL BOX)	772054	1

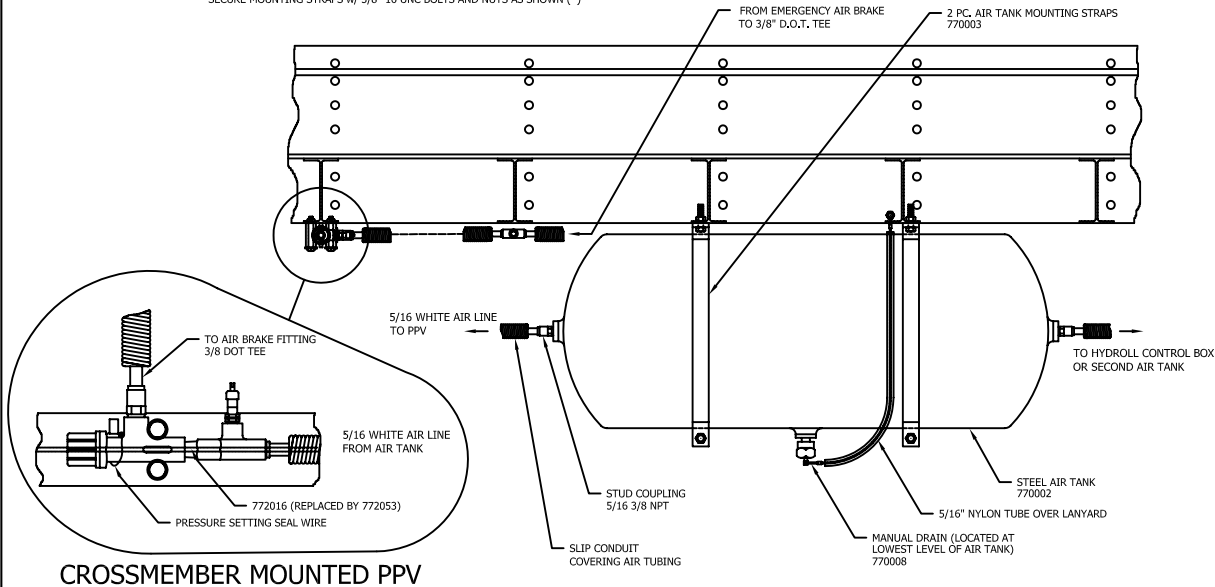
NOTES:  
EFFECTIVE 6/05  
ASSEMBLY NUMBER 772053 REPLACES ASSEMBLY 772016  
SEE MR000176 FOR PPV REPLACEMENT INSTRUCTIONS

PLEASE REFERENCE DRAWING MR000083 FOR ASSEMBLY

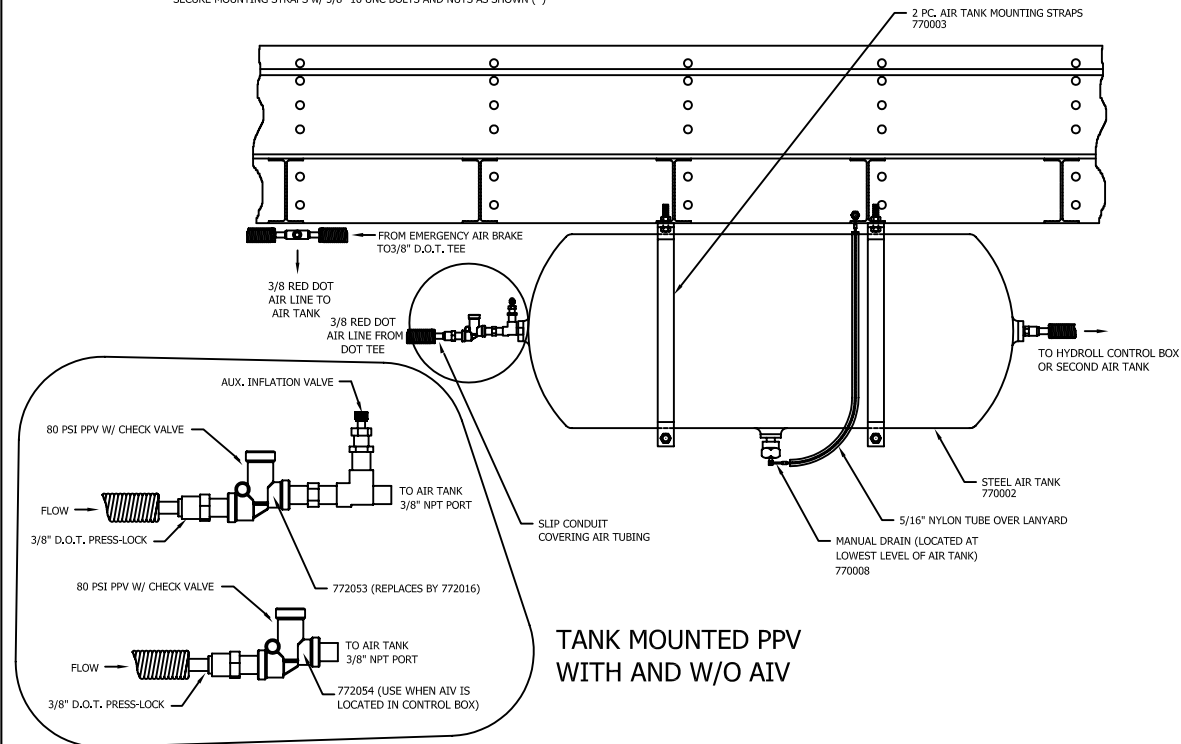
THIS DRAWING AND/OR ITS SPECIFICATIONS ARE  
THE PROPERTY OF LOADING AUTOMATION, INC. AND  
MAY NOT BE REPRODUCED IN ANY MANNER NOR THE  
CONTENTS DIVULGED TO A THIRD PARTY WITHOUT THE  
WRITTEN CONSENT OF LOADING AUTOMATION, INC.

B		ADDED NOTE		04/18/06 WIM	
A		CHANGED PART# OF PPV BODY - ITEM #2		10/21/05 RJF	
E.C.N.	LTR	DESCRIPTION OF CHANGE		DATE	BY: CHK'D
DISTRIBUTED BY:		 LOADING AUTOMATION INC. 3310 ENTERPRISE DR. WILMINGTON, NC 28405 TEL. 910-791-2125 FAX. 910-452-3889		USE ONLY GENUINE HYDRAROLL PARTS 	
		DRAWN BY: WIM		DATE: 7/7/05	
AIR TANK ASSEMBLY W/PPV					
				FILE NUMBER	
MR000083A					

DRILL (4) 13/32" DIA. HOLES USING DIMENSION SHOWN AND SECURE MOUNTING STRAPS W/ 3/8"-16 UNC BOLTS AND NUTS AS SHOWN (\*)



DRILL (4) 13/32" DIA. HOLES USING DIMENSION SHOWN AND SECURE MOUNTING STRAPS W/ 3/8"-16 UNC BOLTS AND NUTS AS SHOWN (\*)



## REPLACEMENT INSTRUCTIONS FOR PPV UPGRADE

REMOVE 772016 (REMOTE MOUNTED PPV) LEAVING 3/8" DOT TEE IN PLACE.

REMOVE 5/16" X 3/8" NPT STUD COUPLING IN AIR TANK, REPLACE IT W/ PPV 772053 OR 772054

RUN 3/8" DOT APPROVED RED AIR LINE FROM THE EXISTING TEE TO 772053/772054 (TANK MOUNTED PPV).

COVER AIR LINE WITH SLIT PLASTIC CONDUIT FOR ADDED PROTECTION


CAD DWG FILE NAME						
<div>TOLERANCES UNLESS OTHERWISE SPECIFIED</div> <div>.XX ±</div> <div>.XXX ±</div> <div>ANGLES ±</div>	E.C.N.	LTR	DESCRIPTION OF CHANGE	DATE	BY	CHK'D
	DISTRIBUTED BY:			USE ONLY GENUINE HYDRAROLL PARTS		
	<div>LOADING AUTOMATION, INC. 3310 ENTERPRISE DR. WILMINGTON, NC 28405 TEL. 910-791-2125 FAX. 910-452-3889</div> <div></div>			<div></div>		
	SCALE: MR000176.DWG			APPROVED BY:		
	DATE: 4/18/06			E.C.N.:		
PPV UPGRADE REPLACEMENT			ISSUED			
DO NOT SCALE DRAWING	INSTRUCTION SHEET			DRAWING NUMBER MR000176		

THIS DRAWING AND/OR ITS SPECIFICATIONS ARE THE PROPERTY OF LOADING AUTOMATION, INC. AND MAY NOT BE REPRODUCED IN ANY MANNER NOR THE CONTENTS DIVULGED TO A THIRD PARTY WITHOUT THE WRITTEN CONSENT OF LOADING AUTOMATION, INC.





## **OPERATION & MAINTENANCE ROLLER TRACK SYSTEMS**



**Sold and Serviced by:**

**LOADING  
AUTOMATION, INC.  
WILMINGTON, NC  
(910) 791-2125  
FAX (910) 452-3889  
800-264-3184**

## AIR INTEGRITY TEST PROCEDURE

---

Hydraroll Pneumatic Roller Track System.  
To be completed on all finished units.

Test procedure:

1. Charge Hydraroll air reservoir(s) by operating truck or tractor engine on an air brake vehicle or by 12V DC compressor controlled by ignition switch.
2. Operate engine on air brake vehicle until a pressure of 100 psi is reached or the 12V DC compressor switches off (approximate time is 5 minutes for 12V DC compressor). Turn key to off position.
3. (Inflate)--Raise all track rollers.
4. Check pressure in Hydraroll control box. Pressure must be identical to previous reading. Record reading.
5. Re-check system after 12 hour period. Record reading.
6. A pressure differential of 10% or less in a 12-hour period is acceptable. If within 10% factor, check block in Hydraroll Performance Certificate and drop all rollers.

If greater than 10% factor, isolate, fix leak, and re-test unit.

NOTE: The pressure loss must be the equivalent of a 10% loss or less over a 12-hour period.

## **ACETAL INSTALLATION INSTRUCTIONS**

### **WITH ACETAL IN TRACK FROM FACTORY**

1. Install the track modules per installation instructions.
2. Overlap the acetal strip from each module (Figure A).
3. At the rear of the body, fold the acetal strip down to cover and seal the end of the module (Figure B).
4. At the front of the body, allow the acetal strip to extend under the floor (Figure C).

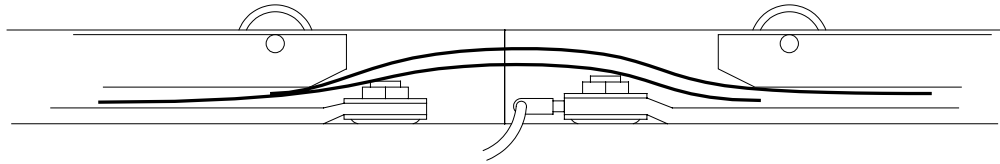


FIGURE A

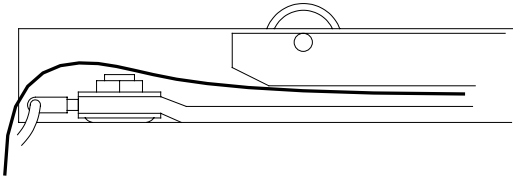


FIGURE B

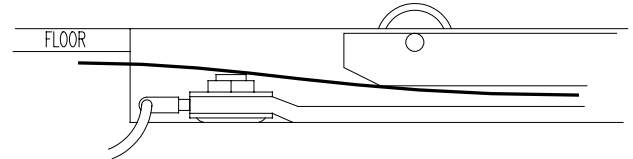
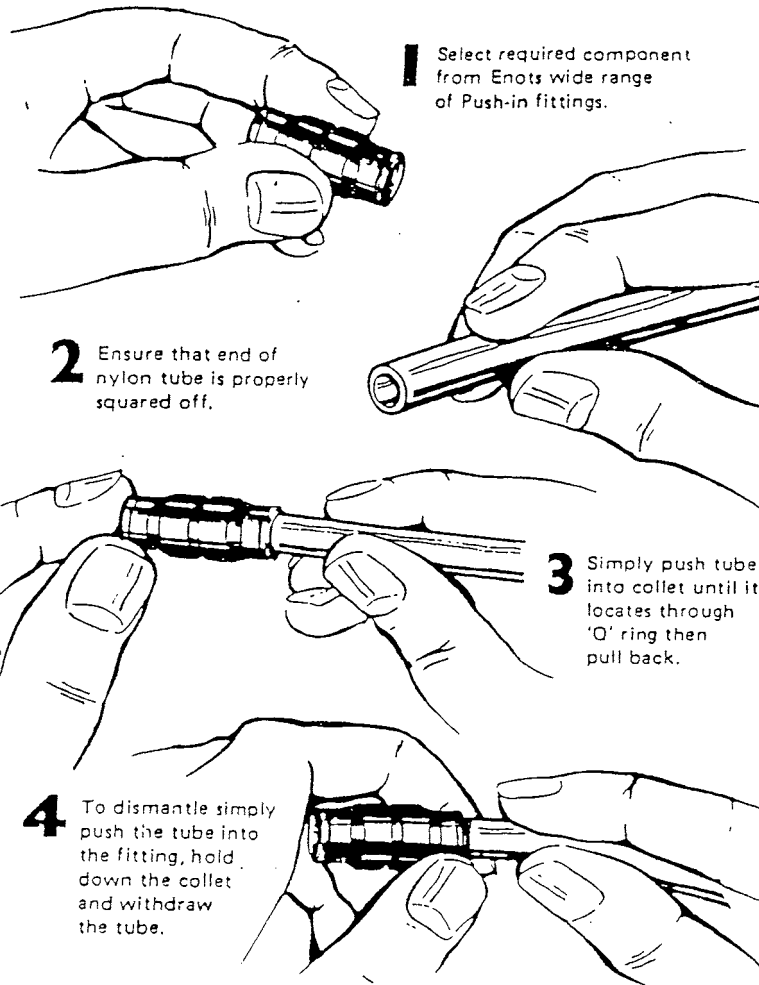


FIGURE C


# **TUBING INSTALLATION**

## **METHOD OF ASSEMBLY**

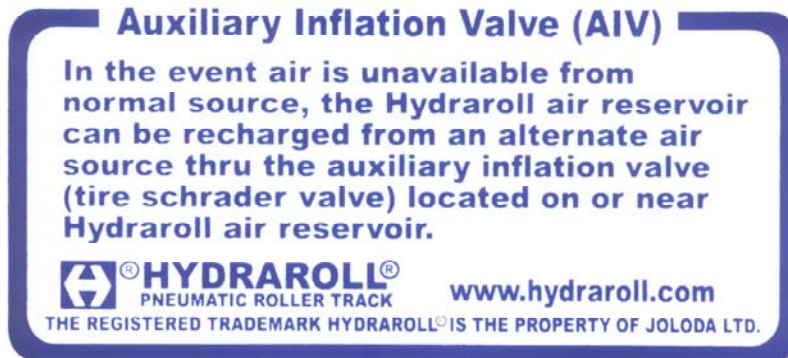


## **DECAL LOCATION DRAWINGS**

- 715004-Track Isolation Valves (TIV)
- Locate decal on flat body adjacent to TIV.



- 715006-Auxiliary Inflation Valve (AIV)
- Locate decal on flat body surface adjacent to reservoir.



## DECAL LOCATION DRAWINGS

- 715005-Forklift Warning Decal
- Locate decal in unobstructed view on inside rear sidewall.



- 715007-Warning Decal
- Locate decal on flat body surface adjacent to control box.

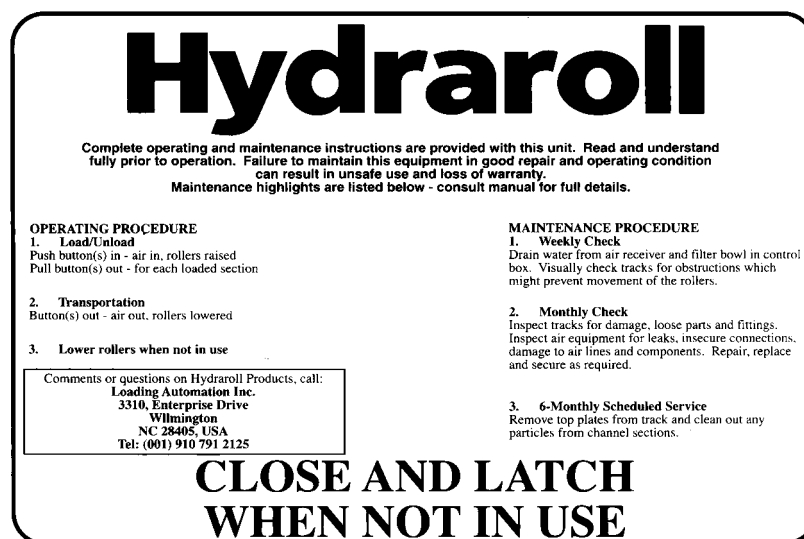


## DECAL LOCATION DRAWINGS

- 715032-Airbrake Interlock Decal (optional)
- Locate decal on or near the pneumatic control box.



- 715003-Operational Procedure/Maintenance Procedure
- Locate decal on the face of the Air Control Box.



4/4/2006



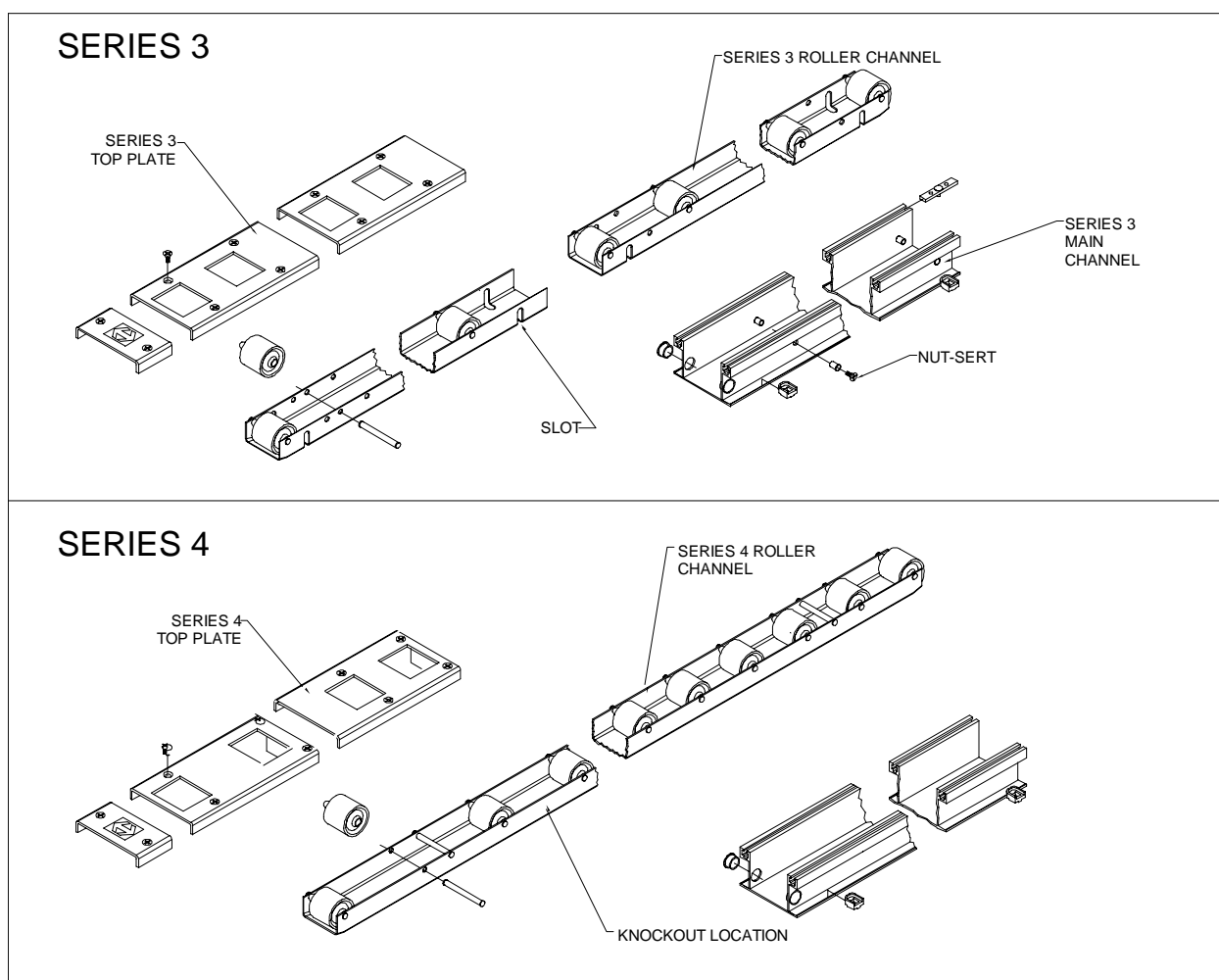
## **LOADING AUTOMATION, INC.**

***Automated Shipping and Receiving Systems***

HYDRAROLL no longer offers series 3 roller channels. (i.e. those with slots machined into the sides which mate with the nut-sert in the aluminum main channel. See below.) Series 4 roller channels will replace series 3 roller channels in all cases.

When replacing the series 3 roller channel, a replacement kit consisting of a series 4 roller channel and series 4 top plate must be used (see table on next page). First, the nut-serfs must be removed from the sides of the main channel to avoid interference with the series 4 roller channel. Remove the screw from the nut-sert, and then remove the nut-sert by hammering it perpendicular to its shaft.

Care should be taken to avoid damage to the aluminum main channel and air bag assembly.



**P.O. BOX 4820, WILMINGTON, NC 28406**  
**Tel. 910-791-2125 Fax. 910-452-3889**



4/4/2006

<b>Series 3 roller channel description</b>	<b>Series 4 roller channel replacement part number</b>	<b>Series 4 top plate replacement part number</b>
16 rollers; 4" pitch	742003	741015
15 rollers; 4" pitch	742005	741005
11 rollers; 6" pitch	742007	741007
10 rollers; 6" pitch	742006	741006
2 rollers; 6" pitch	742004	741011
3 rollers; 4" pitch	742010	741017
8 rollers; 6" pitch; from front of 9' module	742011	741018
11 rollers; 4" pitch; from front of 9' module	742012	741019
8 rollers; 6" pitch; from 4' module	742013	741020
11 rollers; 4" pitch; from 4' module	742014	741014
8 rollers; 4" pitch	742015	741022
5 rollers; 4" pitch	742016	741023
15 rollers; 4" pitch; from 5'-2" module	742019	741042